

BRNO AIRPORT PARK

110,892 sq m

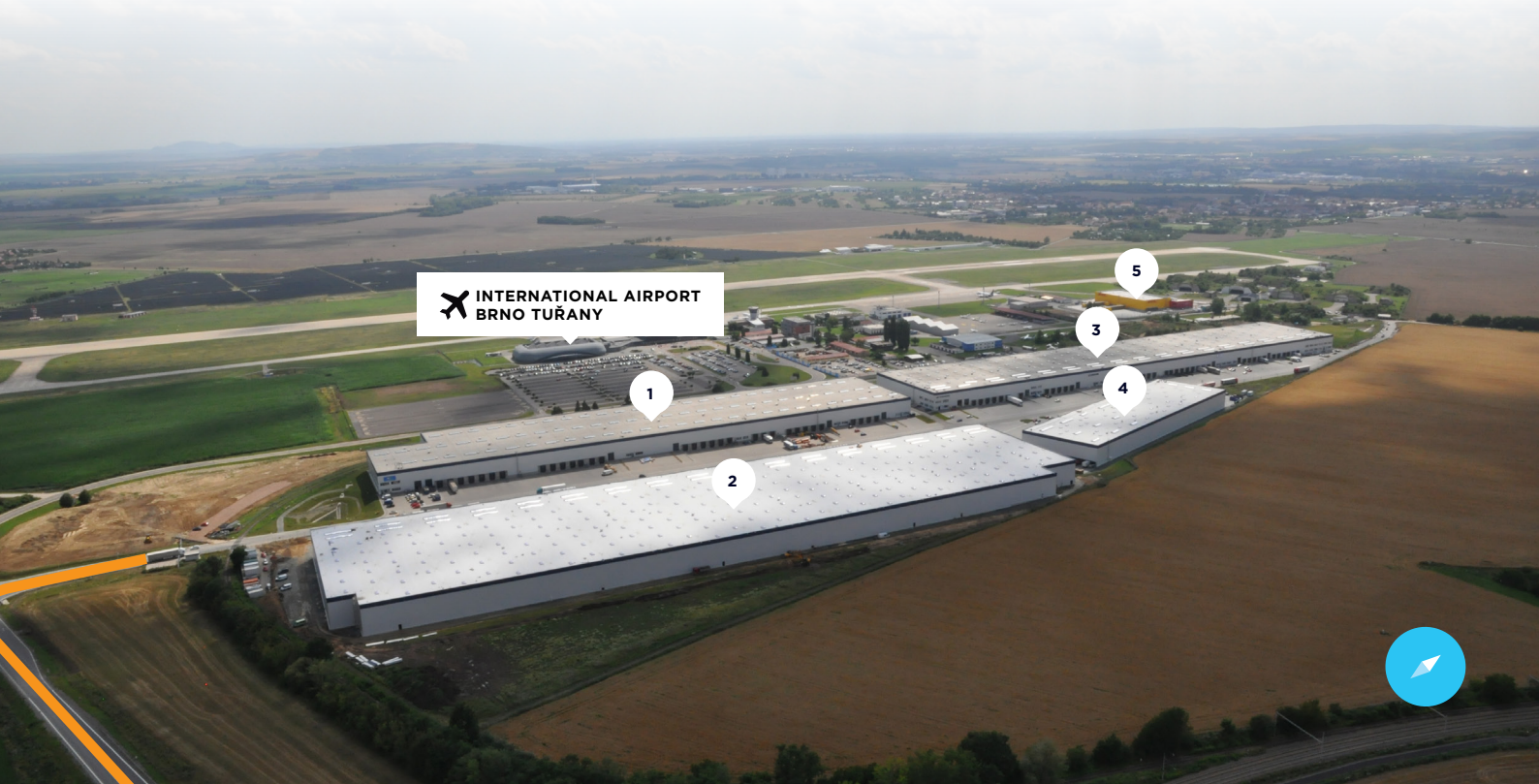


Brno Airport Park offers approx 110,892 sq m of industrial space suitable for logistic and production activities. Located in Brno, directly on D1 highway and by Brno Airport. Ideal logistic location to supply Czech, Slovakia, Austria, Poland, and Hungary.

← **PRAGUE**
210 km, 120 min

↓ **VIENNA AT**
140 km, 100 min

BRATISLAVA SK →
130 km, 80 min



LOCATION IS KEY

DEVELOPMENT SPACE

Brno Airport Park offers approx 110,892 sq m of industrial space suitable for logistic and production activities.

ACCESS

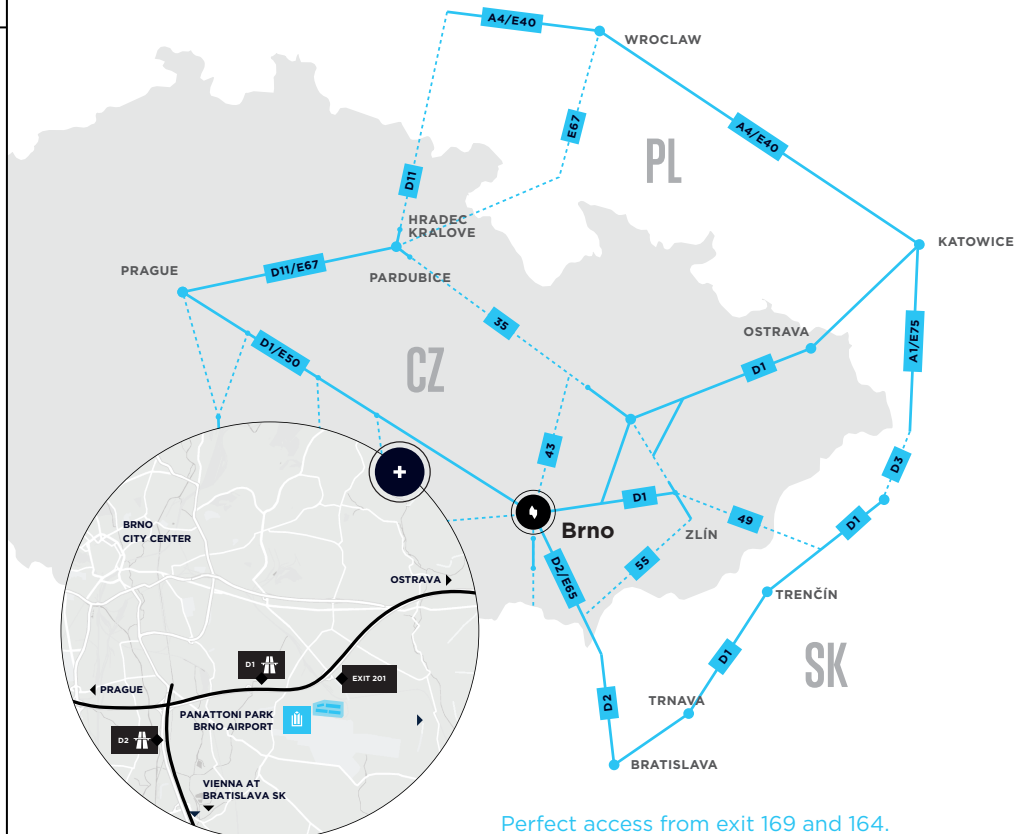
Directly at the exit from highway D1 between Prague and Ostrava, and less than 90 minutes from Bratislava or Vienna.

BORDERS

Qualified labor force available due to the close proximity of Brno. Ideal location due to the proximity of the Slovak and Austrian borders.

PUBLIC TRANSPORT

Existing public bus connection, operating frequently on a line between Brno city center and Brno Airport.



Perfect access from exit 169 and 164.
Great visibility from D6 motorway.

BUILDING INFORMATION

Building 1	25,607 sq m
Building 2	38,958 sq m
Building 3	32,636 sq m
Building 4	9,596 sq m
Building 5	4,095 sq m

WAREHOUSE

STANDARD

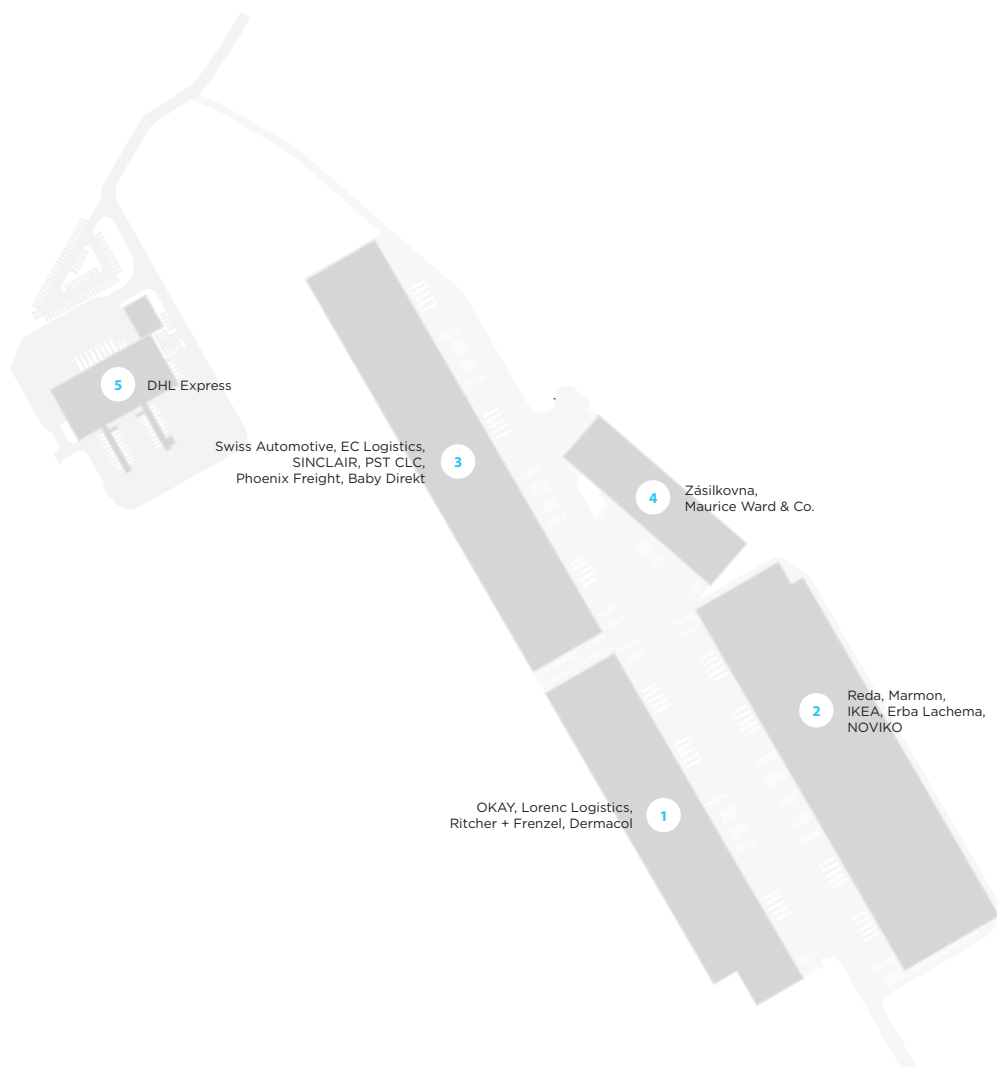
Column grid 12 m × 24 m
Clear height 10 m
ESFR sprinkler system
Light intensity in the hall 200 lux
Skylights min 2%
Floor loading 5 t/sq m

BUILT TO SUIT SOLUTION

Building 5 - DHL Express

OFFICE PREMISES

Clear height 2.7 m
Light intensity 500 lux
Built to suit solution



SUSTAINABILITY TREND

We meet the strictest standards of modern, environmentally friendly construction.

This is why our projects aim for the BREEAM Very Good rating at least.



STANDARD TECHNICAL SPECIFICATION

1 SUPPORTING STRUCTURE

Pad or pilot foundations, insulated plinth panels up to 30 cm above floor.

2 FLOOR

Fibre reinforced concrete floor, PE membrane, cut joints, 18 cm thick, surface treated with hardener.

3 ROOF

Corrugated steel sheets, mineral wool insulation, PVC membrane.

4 FAÇADE

Horizontal sandwich panels with mineral wool insulation.

5 DOCKS

1x electrically operated 3 x 3.2 m dock for each 1,000 sq m of hall.

6 HALL INSTALLATIONS

Gas Sahara heaters or infrared gas radiators, heating according to norms for warehousing.

7 PRODUCTION UPGRADE (OPTIONAL)

Increased façade and roof insulation.

8 OFFICES

2 level custom designed in-built, incl. offices, socials, locker rooms, day room, excl. furniture and appliance.

9 OUTSIDE AREAS

Hard areas from concrete pavers, sloped for drainage.



Accolade Holding, a.s.

Czech Republic

Sokolovská 394/17
186 00 Prague 8

info@accolade.eu
+420 220 303 019
www.accolade.eu

Poland

Warsaw Financial Center (29th floor)
Emilii Plater 53
00-113 Warszawa

poland@accolade.eu
+48 504 424 504
www.accolade.eu/pl

Spain

Avda. Aragón 30
46021 Valencia

spain@accolade.eu
www.accolade.eu/en

