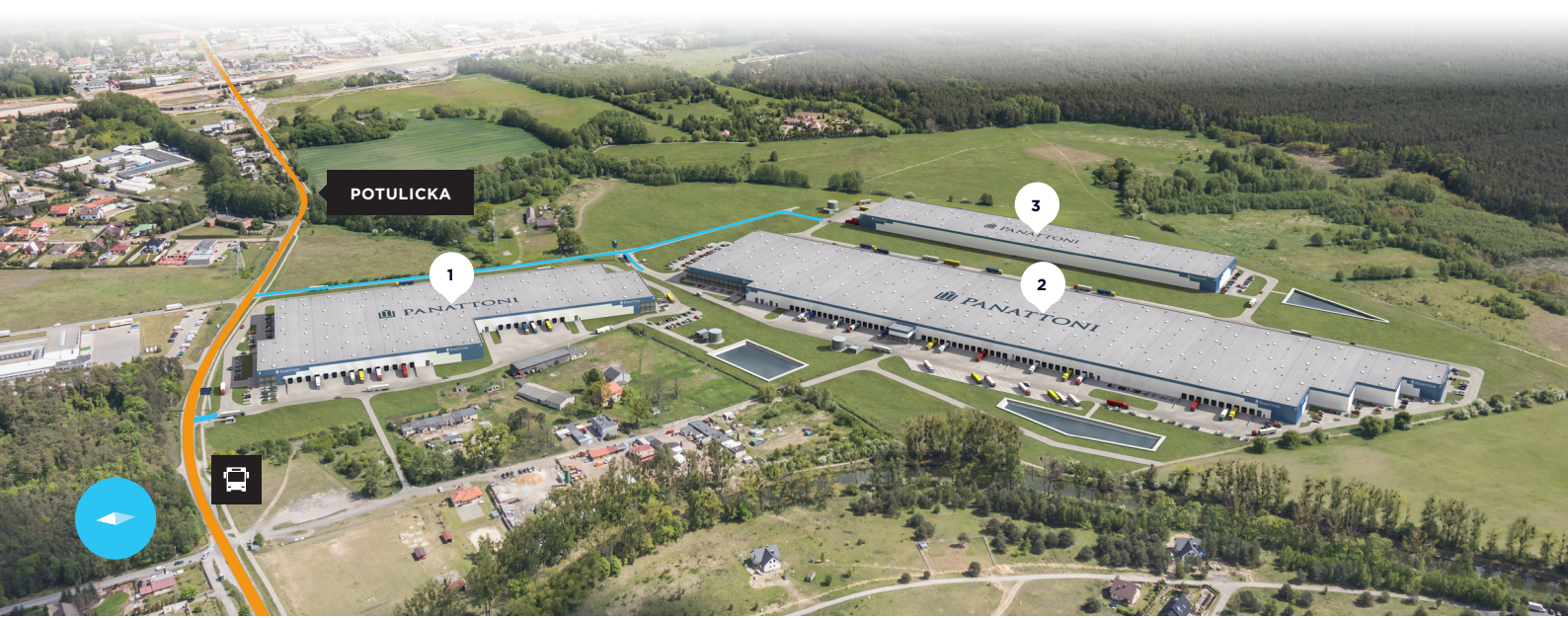


Panatonni Park Bydgoszcz IV offers 111,444 sq m of industrial space suitable for light production, logistic, and e-commerce activities.

← **BYDGOSZCZ CITY CENTRE**  
6 km, 10 min

↑ **GDAŃSK PORT**  
180 km, 120 min

↓ **ŁÓDŹ**  
230 km, 150 min



## LOCATION IS KEY

### ● INDUSTRIAL SPACE

Panatonni Park Bydgoszcz IV offers 111,444 sq m of industrial space suitable for light production, logistic, and e-commerce activities.

### ● ACCESS

The park is located near the A1 and A2 motorways and excellent connection with other regions of the country is guaranteed by the nearby expressways S25, S10 and S5. The park is also located within the European E70 Antwerp-Lithuania river route and it is only 15 minutes away from the city center and the airport in Bydgoszcz.

### ● PUBLIC TRANSPORT

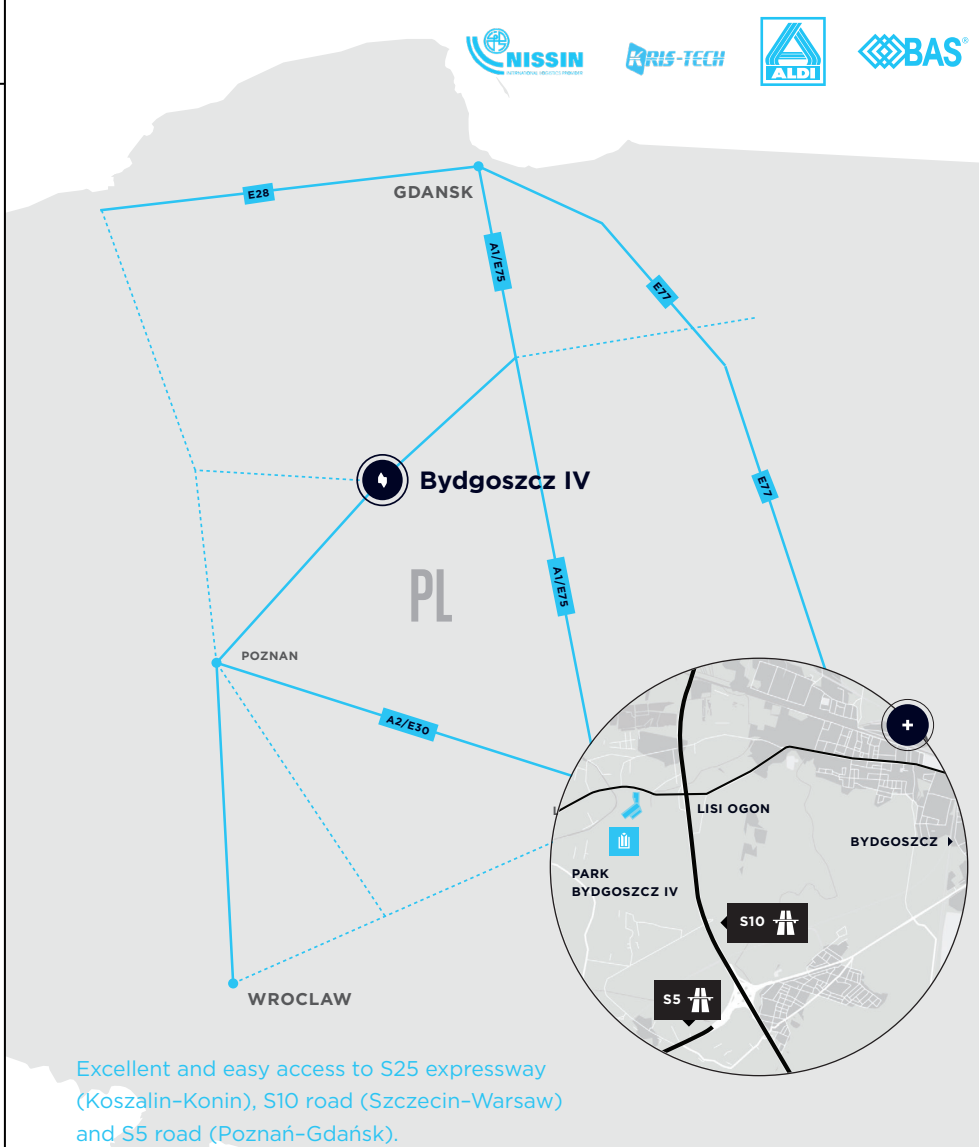
Public transport near the Park ensures easy commuting for employees. A railway station is located 10 km from the Park.

### ● LABOR FORCE

Available resources of qualified personnel with a population of 2 million inhabitants and 16 universities with 45,000 students.

### ● OTHER ADVANTAGES

Bydgoszcz inland port, which is a part of International Water Tract No E70, connecting Antwerp and Lithuania, offers a capacity of 2 mil. tons p.a. transport. There is also a railway station nearby.



# BUILDING INFORMATION

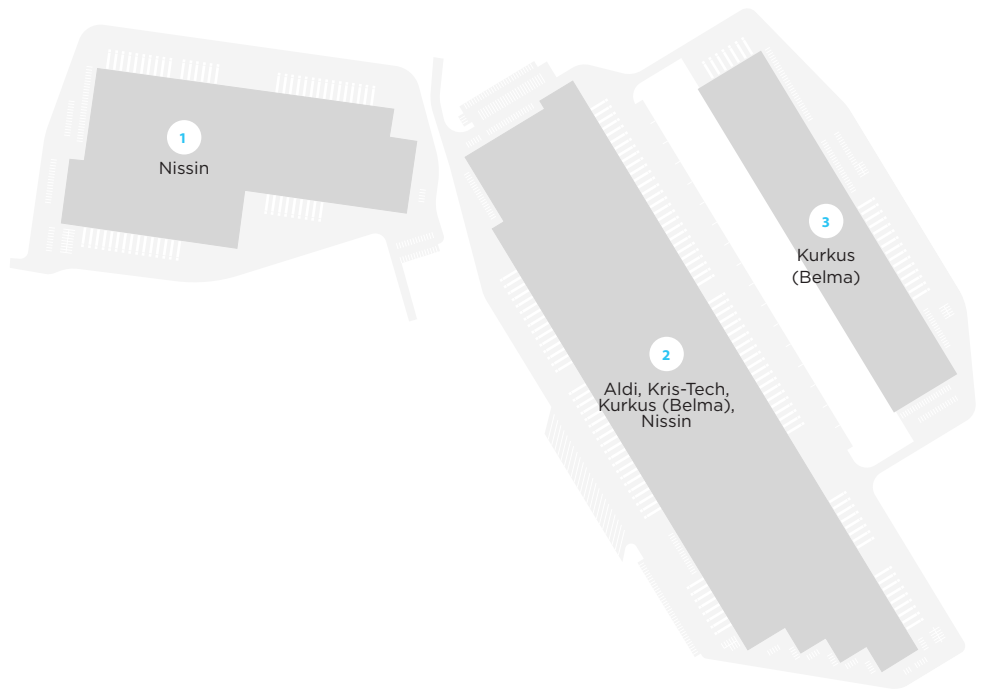
Building 1	29,514 sq m
Building 2	62,276 sq m
Building 3	19,655 sq m

# WAREHOUSE

Column grid standard  
 Clear height 10 m  
 ESFR sprinkler system  
 Light intensity in the hall 150–250 lux  
 Skylights min 2%  
 Floor loading 5 t/sq m

# OFFICE PREMISES

Clear height 3 m  
 Light intensity 400–600 lux  
 Built-to-suit solution



# STANDARD TECHNICAL SPECIFICATION

## 1 SUPPORTING STRUCTURE

Pad or pilot foundations, insulated plinth panels up to 30 cm above floor.

## 2 FLOOR

Fibre reinforced concrete floor, PE membrane, cut joints, 18 cm thick, surface treated with hardener.

## 3 ROOF

Corrugated steel sheets, mineral wool insulation, PVC membrane.

## 4 FAÇADE

Horizontal sandwich panels with mineral wool insulation.

## 5 DOCKS

1x electrically operated 3 × 3.2 m dock for each 1,000 sq m of hall.

## 6 HALL INSTALLATIONS

Gas Sahara heaters or infrared gas radiators, heating according to norms for warehousing.

## 7 PRODUCTION UPGRADE (OPTIONAL)

Increased façade and roof insulation.

## 8 OFFICES

2 level custom designed in-built, incl. offices, socials, locker rooms, day room, excl. furniture and appliance.

## 9 OUTSIDE AREAS

Hard areas from concrete pavers, sloped for drainage.



Accolade Holding, a.s.

Czech Republic

Sokolovská 394/17  
 186 00 Prague 8

info@accolade.eu  
 +420 220 303 019  
 www.accolade.eu

Poland

Warsaw Financial Center (29<sup>th</sup> floor)  
 Emilii Plater 53  
 00-113 Warszawa

poland@accolade.eu  
 +48 504 424 504  
 www.accolade.eu/pl

Spain

Avda. Aragón 30  
 46021 Valencia

spain@accolade.eu  
 www.accolade.eu/en

