

Prague Business Park is currently in a state of permitting process and will offer 56,609 sq m of modern industrial space. The industrial park is a revitalized brownfield in the industrial hub of Prague. The industrial park is unique due to its location directly in Prague with perfect access to both Prague Ring Road and public transport. The industrial park is very unique due to its location directly in Prague with perfect access by public transport and the Prague Ring Road.

PILSEN
107 km, 76 min
BRNO
200 km, 120 min

PRAGUE RING ROAD
1.5 km, 3 min
GERMAN BORDERS
180 km, 120 min



LOCATION IS KEY

DEVELOPMENT SPACE

Prague Business Park will offer 56,609 sq m of industrial space suitable for logistic and production activities.

ACCESS

Excellent and easy access to almost all highways in the Czech Republic, which are connected by Prague Ring Road. Great access to motorway D5 connecting Prague, Pilsen and Germany.

LOCATION

The industrial park is unique due to its location directly in Prague at the exit of Prague Ring Road.

PUBLIC TRANSPORT

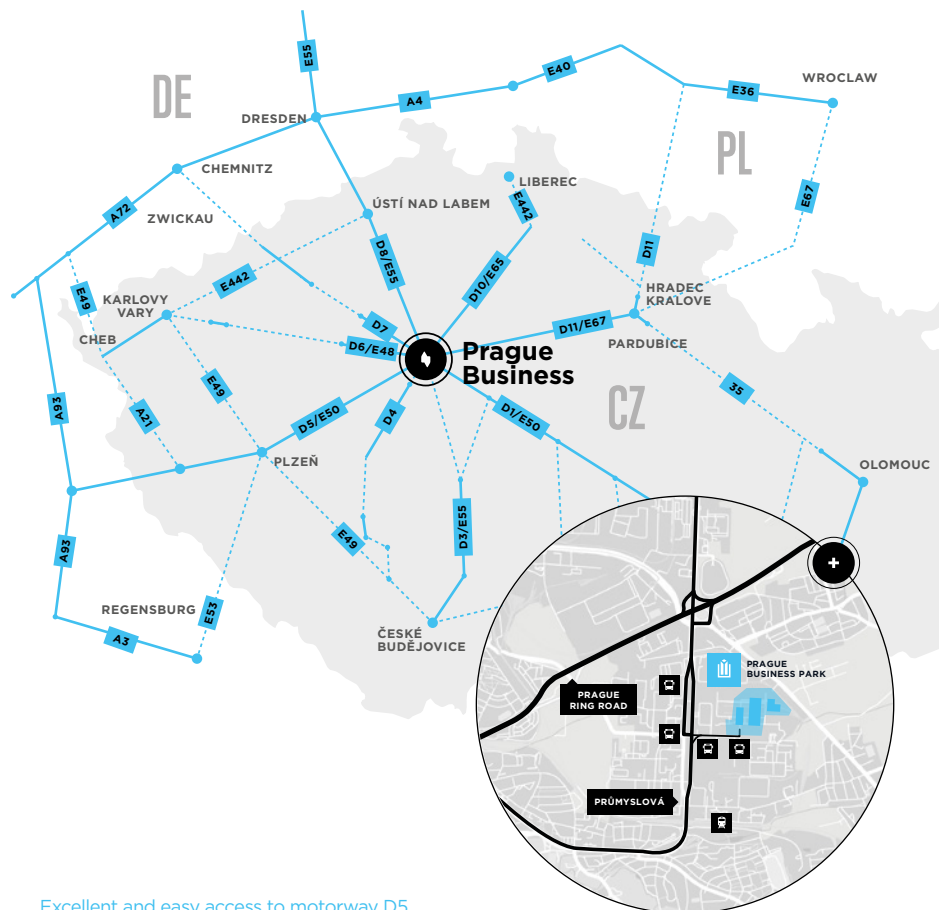
Great connections with Prague and cities in the Central Bohemian Region, which are operated by Prague Integrated Transport.

LABOUR FORCE

Qualified labour force available due to the great location within Prague as the capital and the biggest city of the Czech Republic.

BENEFITS FOR SOCIETY

As part of the revitalization of the brownfield, kindergarten and doctor's office will be built.



Excellent and easy access to motorway D5 connecting Prague, Pilsen and Germany.

BUILDING INFORMATION

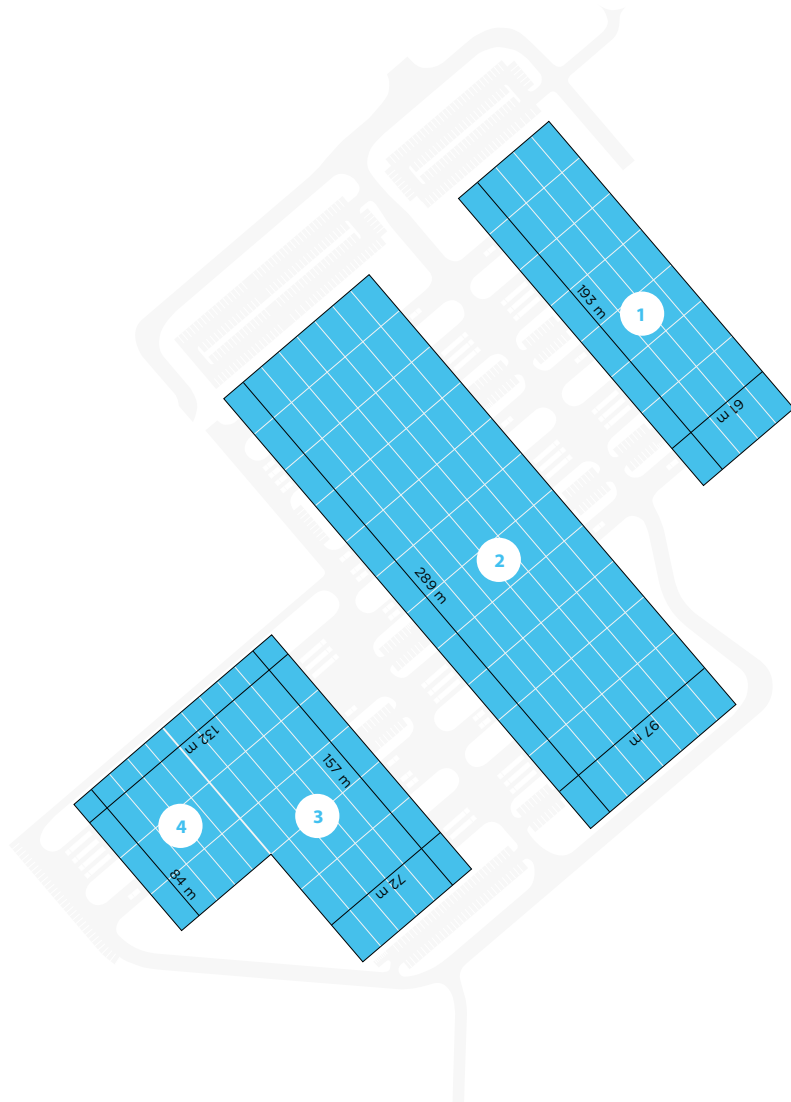
Building 1	11,839 sq m
Building 2	28,133 sq m
Building 3	11,521 sq m
Building 4	5,116 sq m

WAREHOUSE

Column grid 12 m × 24 m
 Clear height 12.5 m
 ESFR sprinkler system
 Light intensity in the hall 200 lux
 Skylights min 2%
 Floor loading 5t/sq m

OFFICE PREMISES

Clear height 2.7 m
 Light intensity 500 lux
 Built to suit solution



STANDARD TECHNICAL SPECIFICATION

1 SUPPORTING STRUCTURE

Pad or pilot foundations, insulated plinth panels up to 30 cm above floor.

2 FLOOR

Fibre reinforced concrete floor, PE membrane, cut joints, 18 cm thick, surface treated with hardener.

3 ROOF

Corrugated steel sheets, mineral wool insulation, PVC membrane.

4 FAÇADE

Horizontal sandwich panels with mineral wool insulation.

5 DOCKS

1x electrically operated 3 × 3.2 m dock for each 1,000 sq m of hall.

6 HALL INSTALLATIONS

Gas Sahara heaters or infrared gas radiators, heating according to norms for warehousing.

7 PRODUCTION UPGRADE (OPTIONAL)


Increased façade and roof insulation.

8 OFFICES

2 level custom designed in-built, incl. offices, socials, locker rooms, day room, excl. furniture and appliance.

9 OUTSIDE AREAS

Hard areas from concrete pavers, sloped for drainage.



Accolade Holding, a.s.

Czech Republic

Sokolovská 394/17
 186 00 Prague 8

info@accolade.eu
 +420 220 303 019
 www.accolade.eu

Poland

Warsaw Financial Center (29th floor)
 Emilii Plater 53
 00-113 Warszawa

poland@accolade.eu
 +48 504 424 504
 www.accolade.eu/pl

Spain

Avda. Aragón 30
 46021 Valencia

spain@accolade.eu
 www.accolade.eu/en

