

ACCOLADE INDUSTRIAL FUND PRESENTATION

We invest in smart industrial
parks for a sustainable future

Invest with us



CONTENT

3 Why to invest in Industrial Real Estate

11 Our Parks

16 Accolade Industrial Fund

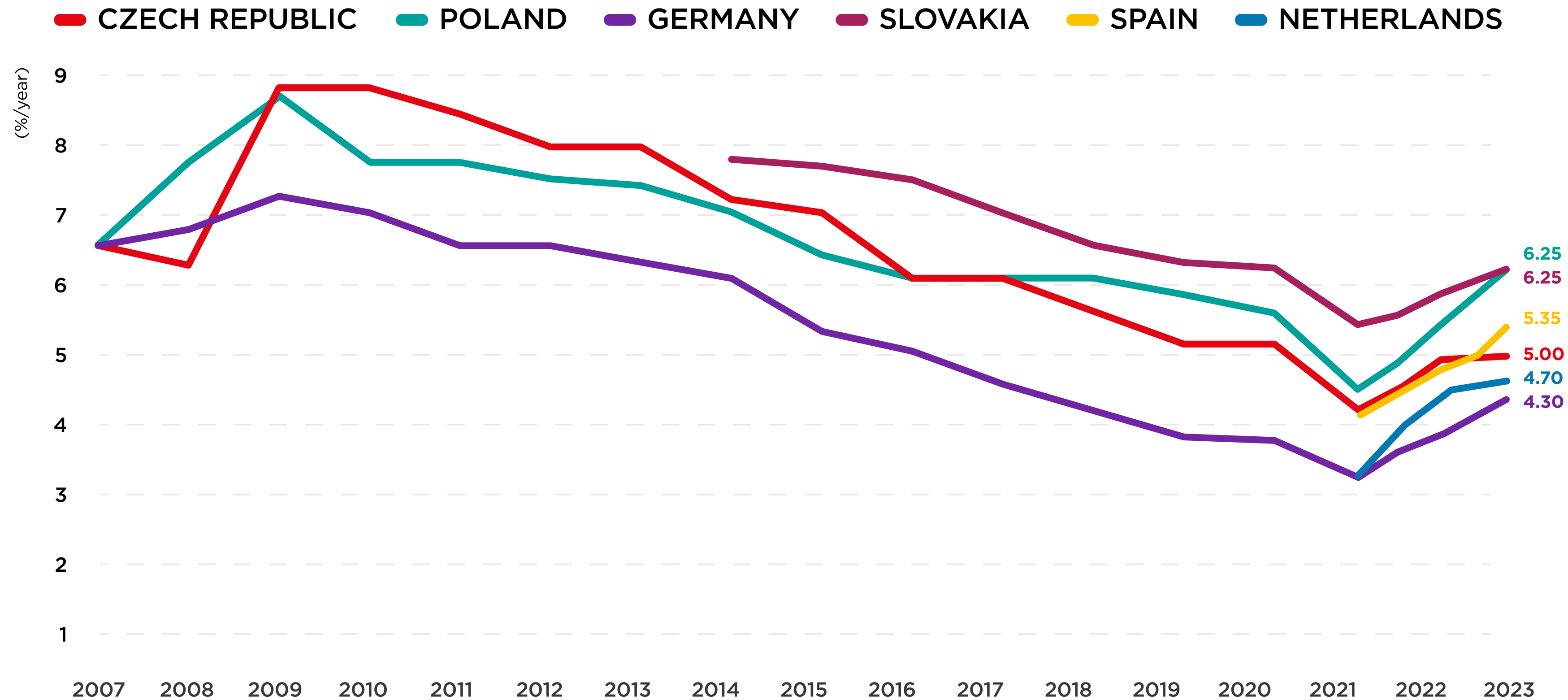
23 Investments with Accolade

26 Upcoming Projects

27 Key Personnel

WHY TO INVEST IN INDUSTRIAL REAL ESTATE?

INDUSTRIAL PROPERTY PRIME YIELDS IN SELECTED COUNTRIES OVER TIME

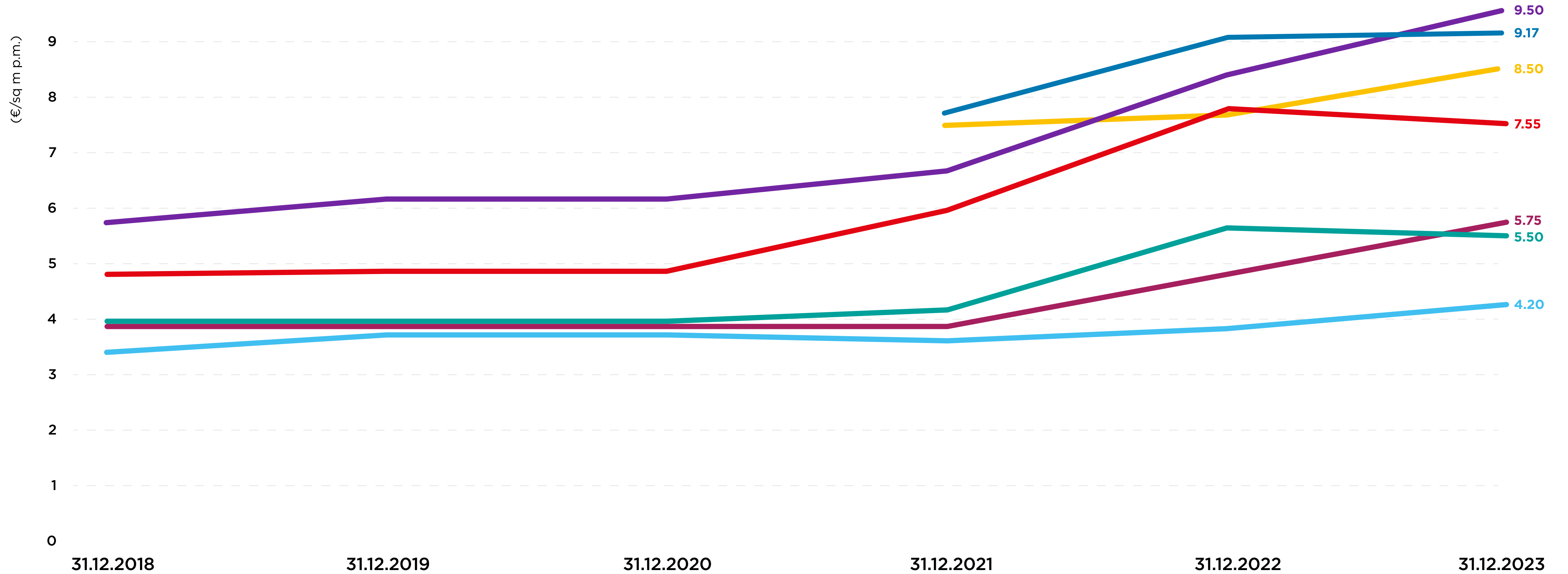


- Industrial properties are highly desirable types of real estate investment
- Long-term lease agreements
- Higher solvency of tenants
- Rental growth is starting to stabilise at a new elevated level

Source: CBRE

MONTHLY PRIME RENT

CZECH REPUBLIC POLAND GERMANY SLOVAKIA SPAIN NETHERLANDS ACCOLADE FUND*



Source: CBRE

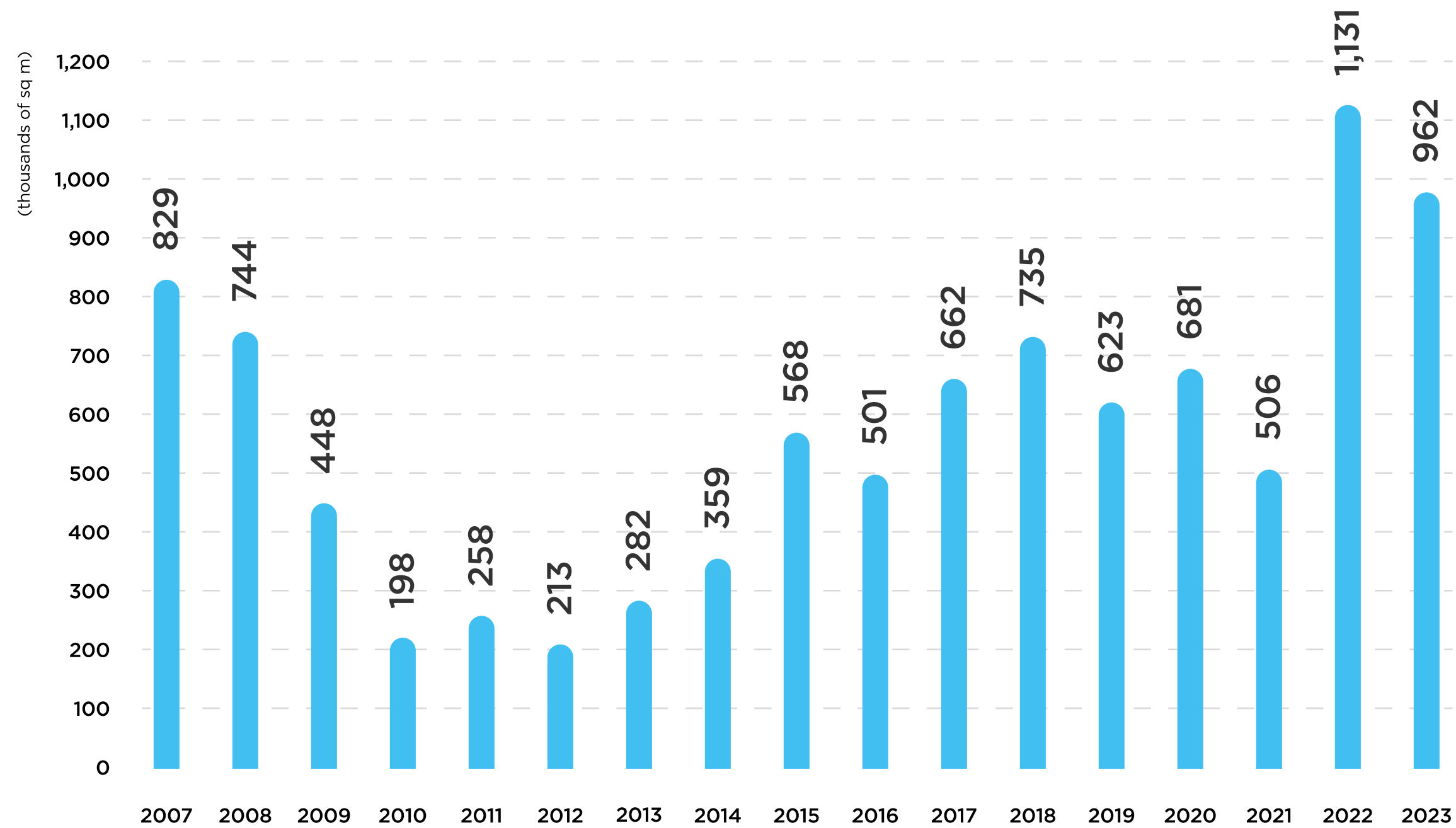
*Monthly Average Rent

INDUSTRIAL PROPERTIES ON THE CZECH MARKET



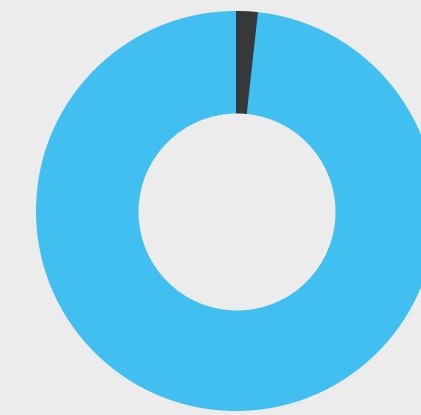
- ▶ Total stock of modern A-class warehouse and industrial properties is 11.70 million sq m.
- ▶ Prime rent is EUR 7.55 per sq m per month.

NEW SUPPLY OF INDUSTRIAL PROPERTIES IN CZECH REPUBLIC



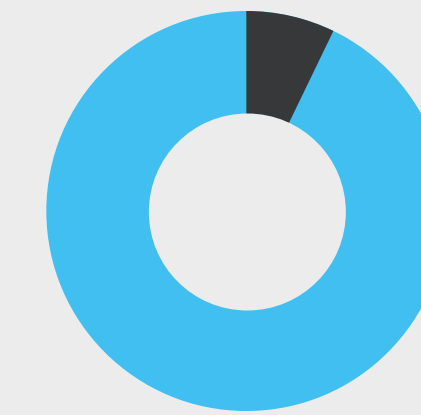
Source: CBRE

VACANCY Q4 2023



1.75%

INDUSTRIAL BUILDINGS



7.17%

OFFICES

PROPERTY YIELDS Q4 2023

CZECH REPUBLIC

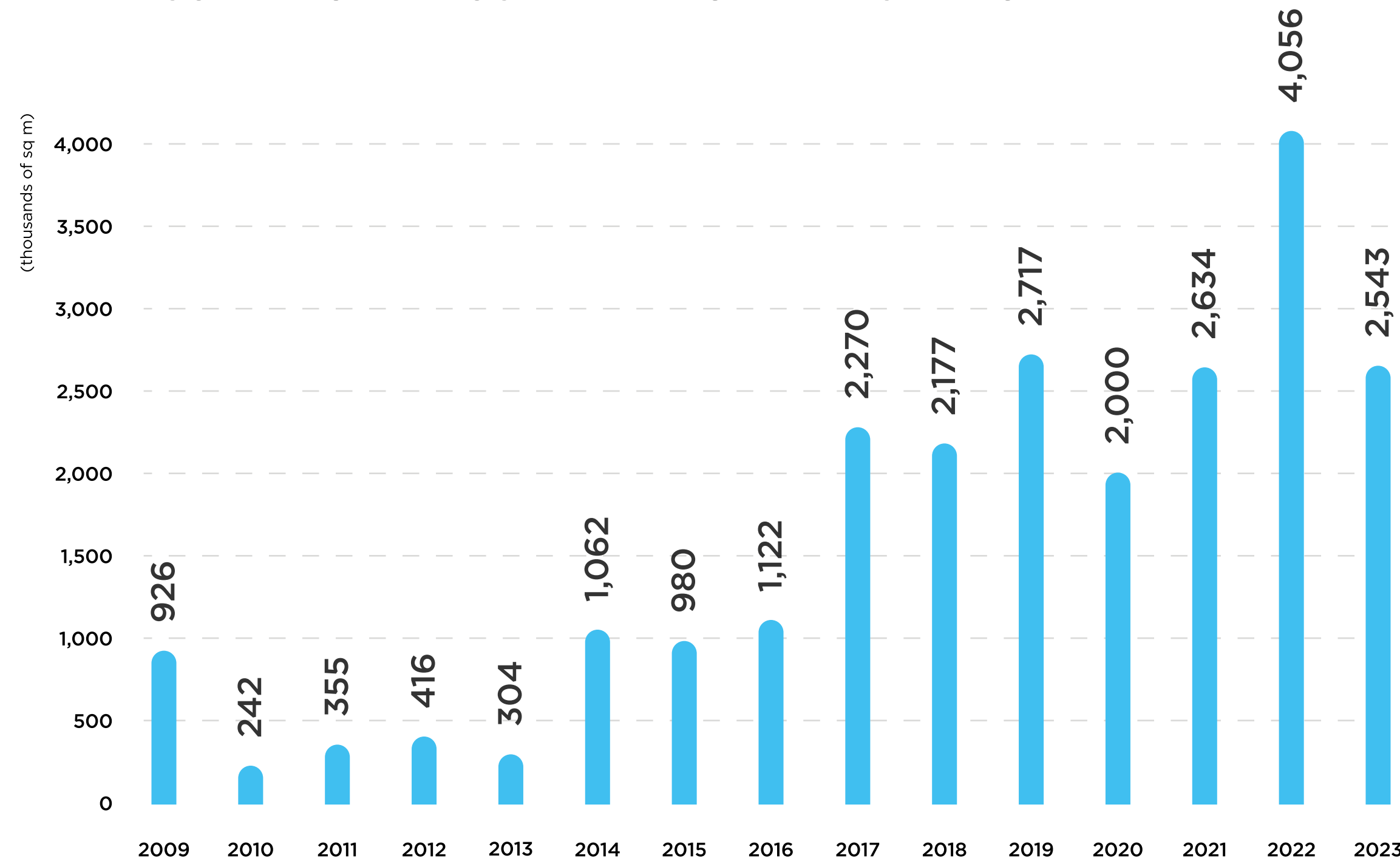


INDUSTRIAL PROPERTIES ON THE POLISH MARKET



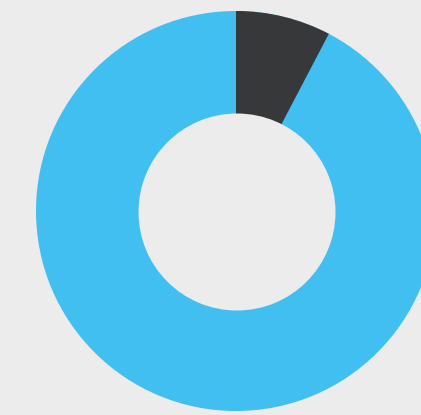
- ▶ Total stock of modern A-class warehouse and industrial properties is 30.82 million sq m.
- ▶ Prime rent is EUR 5.50 per sq m per month.

NEW SUPPLY OF INDUSTRIAL PROPERTIES IN POLAND



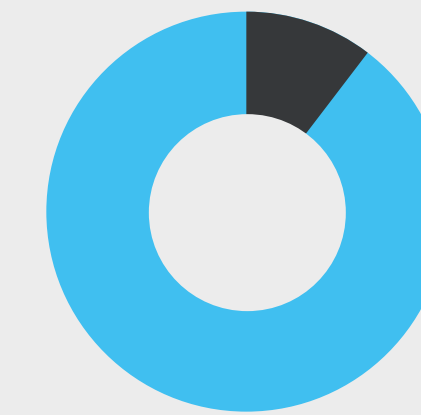
Source: CBRE

VACANCY Q4 2023



7.68%

INDUSTRIAL BUILDINGS



10.38%

OFFICES

PROPERTY YIELDS Q4 2023

POLAND



INDUSTRIAL PROPERTIES ON THE GERMAN MARKET



- ▶ Total stock of modern A-class warehouse and industrial properties is 102.00 million sq m.
- ▶ Prime rent is EUR 9.50 per sq m per month.

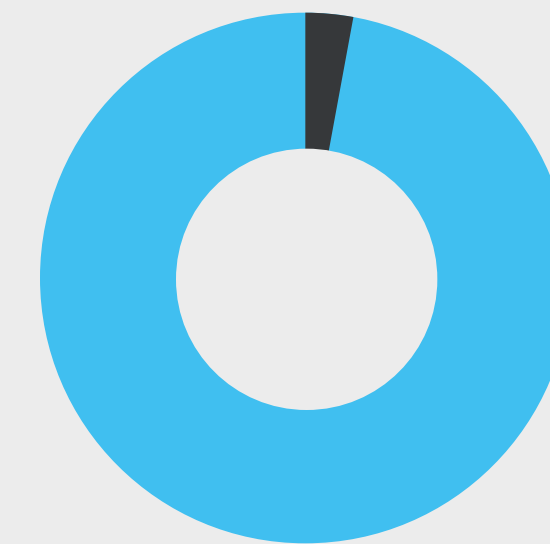
PROPERTY YIELDS Q4 2023

GERMANY



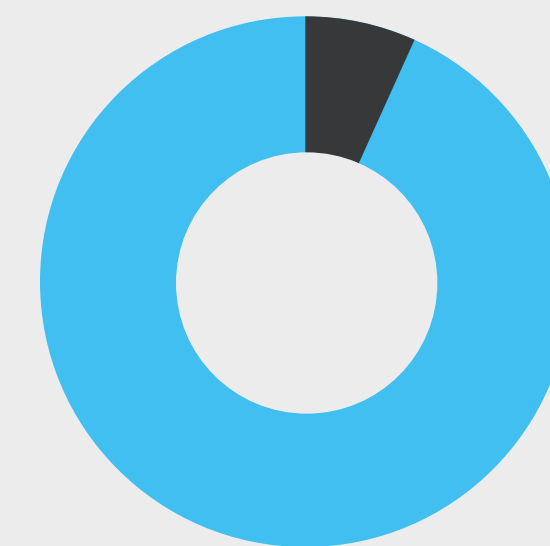
Source: CBRE

VACANCY Q4 2023



2.90%

INDUSTRIAL BUILDINGS



6.75%

OFFICES

INDUSTRIAL PROPERTIES ON THE SLOVAKIA MARKET



- ▶ Total stock of modern A-class warehouse and industrial properties is 3.92 million sq m.
- ▶ Prime rent is EUR 5.75 per sq m per month.

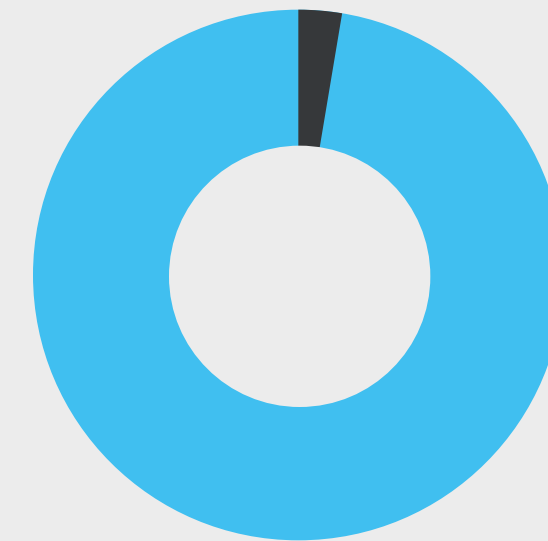
PROPERTY YIELDS Q4 2023

SLOVAKIA



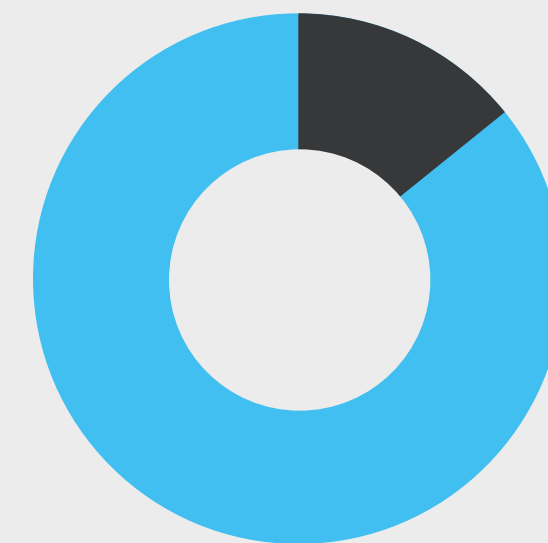
Source: CBRE

VACANCY Q4 2023



2.64%

INDUSTRIAL BUILDINGS



14.20%

OFFICES

INDUSTRIAL PROPERTIES ON THE SPANISH MARKET



- ▶ Total stock of modern A-class warehouse and industrial properties is 26.61 million sq m.
- ▶ Prime rent is EUR 8.50 per sq m per month.

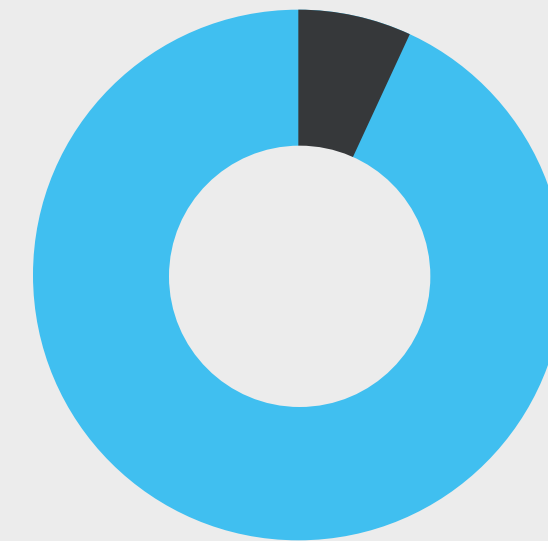
PROPERTY YIELDS Q4 2023

SPAIN



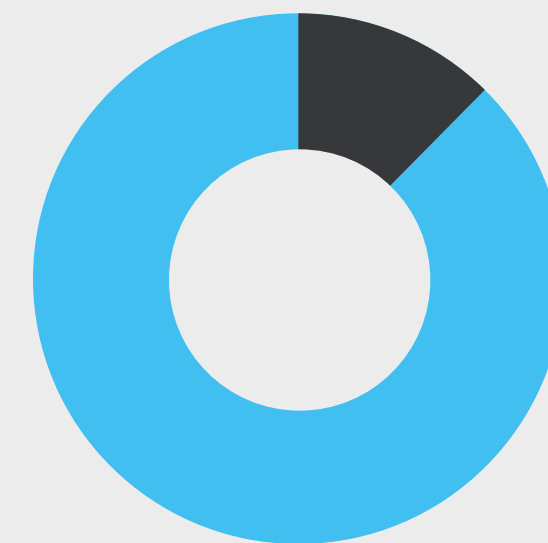
Source: CBRE

VACANCY Q4 2023



6.90%

INDUSTRIAL BUILDINGS



12.40%

OFFICES

INDUSTRIAL PROPERTIES ON THE NETHERLANDS MARKET



- ▶ Total stock of modern A-class warehouse and industrial properties is 43.80 million sq m.
- ▶ Prime rent is EUR 9.17 per sq m per month.

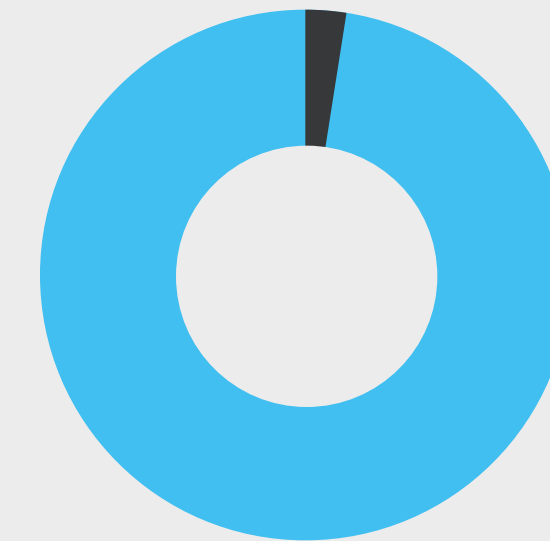
PROPERTY YIELDS Q4 2023

NETHERLANDS



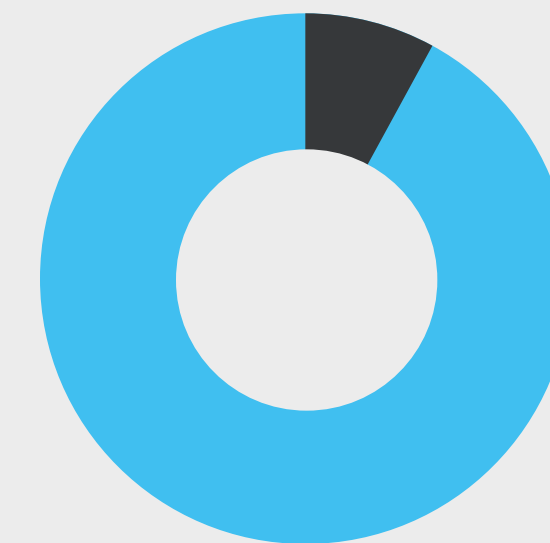
Source: CBRE

VACANCY Q4 2023



2.48%

INDUSTRIAL BUILDINGS



7.95%

OFFICES

UNIQUENESS OF OUR PARKS

- ▶ strategic location with quality infrastructure
- ▶ tenants of world brands from e-commerce, logistics and production
- ▶ modern halls with environmentally friendly technologies
- ▶ supporting the region's economic growth
- ▶ the rebuilding of tradition - revitalization of the brownfields

The diversification of our portfolio from the perspective of the tenant industry and the region ensures our fund's stability and excellent results.

LOCATION IS KEY

- ▶ Strategic position in the region
- ▶ Excellent access for transport
- ▶ Location that meets the needs of suppliers and consumer
- ▶ Sufficiency and high quality of workforce

◀ **CHEB**
(5 km, 7 min)

◀ **GERMAN BORDER**
(14 km, 10 min)


PRAGUE ▶
(155 km, 120 min)



 **PARK CHEB**
CZECH REPUBLIC

OUR TENANTS

01 PRODUCTION



03 LOGISTICS

02 RETAIL & E-COMMERCE

SUSTAINABLE FUTURE

Accolade is a socially responsible investment group with commitments to its investors, tenants, business partners, but also to the society, environment, and its employees. Sustainable development is key for Accolade. Our ESG strategy includes our commitments. Our goal is to own modern parks with a large proportion of revitalized brownfields with a long-standing industrial tradition that meet the highest standards of a respectful approach to the world around us.

BROWNFIELDS accounts for 38% of the fund's portfolio.

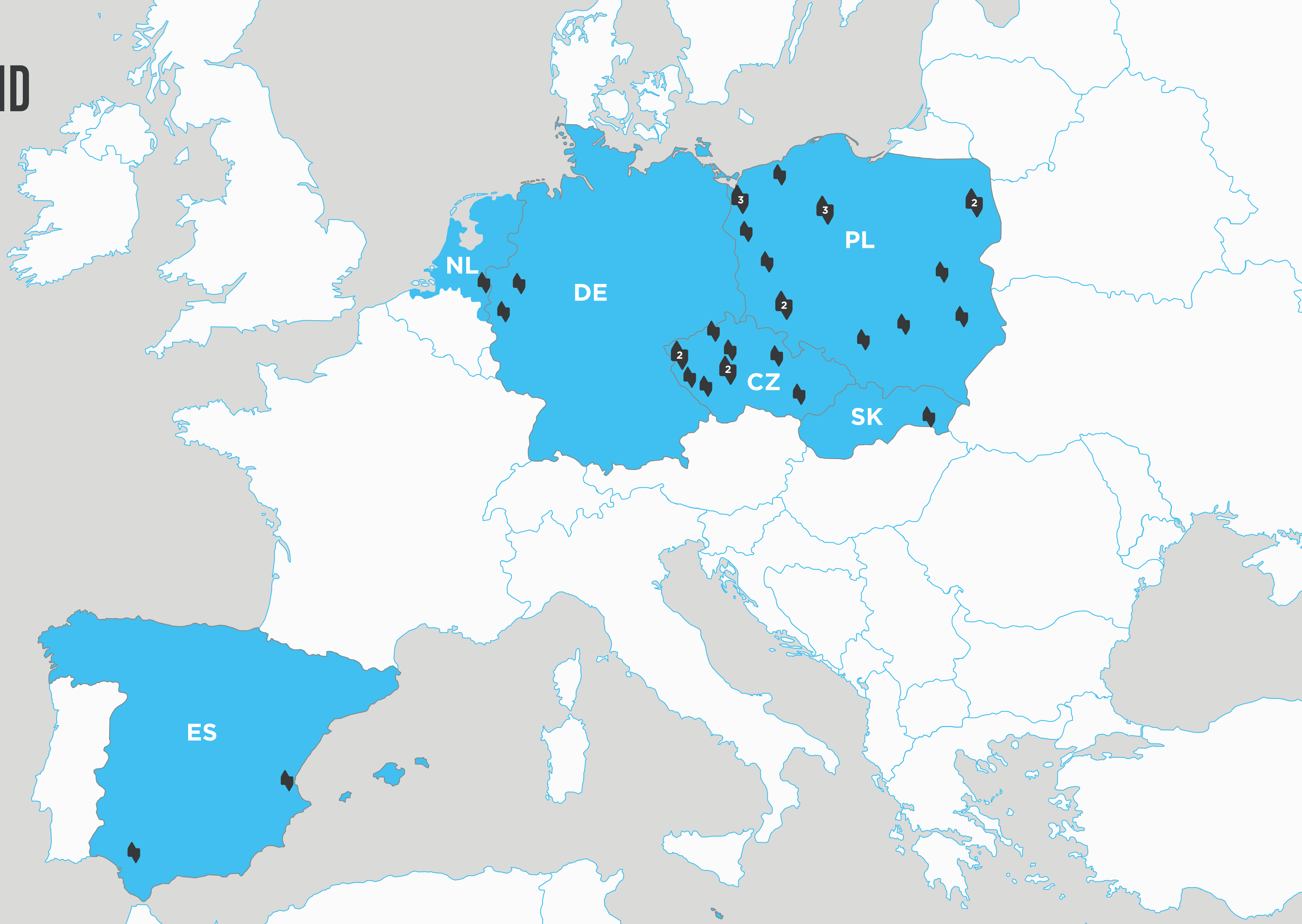
BREEAM

OUTSTANDING	314,991 sq m
EXCELLENT	370,389 sq m
VERY GOOD	925,547 sq m
GOOD	216,395 sq m
TOTAL	1,827,322 sq m



ACCOLADE FUND IN EUROPE

-  PARKS OF THE FUND
-  COUNTRIES WHERE THE FUND OPERATES



SELECTED ASSETS



 **PARK KOJETÍN**



 **PARK CHEB SOUTH**



 **PARK KOSZALIN**



 **PARK BYDGOSZCZ II**



 **PARK KOŠICE AIRPORT**



 **PARK STRŽBRO**



 **PARK ZDICE**



 **PARK BYDGOSZCZ I**



 **BTS BOCHUM**



 **BTS ALSDORF**



 **PARK PRAGUE AIRPORT II**



 **PARK ROERMOND**



 **PARK GORZÓW WIELKOPOLSKI I**



 **BTS SEVILLA**

OUR FUND IN NUMBERS

 **7%** EXPECTED ANNUAL RETURN

 **3,386** INVESTORS

 **33** INDUSTRIAL PARKS

 **107** TENANTS

Accolade Industrial Fund investments as of 31.12.2023

1.6 bil. EUR

Total value of Accolade Industrial Fund

98.4 mil. EUR

Annual headline rent from lease agreements

1,827,322 sq m

Total leasable area in the portfolio

Estimated value of Accolade Industrial Fund investments as of 31.12.2025

(including potential projects)

2.3 bil. EUR

Total value of Accolade Industrial Fund

142.2 mil. EUR

Annual headline rent from lease agreements

2,567,376 sq m

Total leasable area in the portfolio



ACCOLADE INDUSTRIAL FUND: OUR PROJECTS

LOCATION	COUNTRY	VALUATION (€)	GLA (sq m) Total leasable area
Park D5 Hořovice	Czech Republic	49,253,000	42,280
Park Cheb	Czech Republic	175,109,000	189,458
Park Cheb South	Czech Republic	81,941,000	69,857
Park Stříbro	Czech Republic	212,475,000	186,349
Park Prague Airport II	Czech Republic	12,577,000	11,148
BTS Týniště nad Orlicí	Czech Republic	10,253,000	9,783
BTS Přeštice	Czech Republic	19,351,000	14,015
Park Teplice South	Czech Republic	36,427,000	32,615
Park Zdice	Czech Republic	17,460,000	13,361
Park Kojetín	Czech Republic	172,560,000	186,903
Park Goleniów	Poland	24,798,000	28,016
Park Bydgoszcz I	Poland	34,615,000	50,075
Park Bydgoszcz II	Poland	24,809,000	37,041
Park Bydgoszcz IV	Poland	33,562,000	43,329
Park Zielona Góra	Poland	120,445,000	140,002
Park Lublin	Poland	65,074,000	77,746
Park Kielce	Poland	42,022,000	53,833

ACCOLADE INDUSTRIAL FUND: OUR PROJECTS

LOCATION	COUNTRY	VALUATION (€)	GLA (sq m) Total leasable area
Park Białystok I	Poland	34,763,000	42,318
Park Białystok II	Poland	32,458,000	36,777
BTS Legnica	Poland	20,536,000	23,294
Park Legnica	Poland	30,090,000	38,018
Park Mińsk Mazowiecki	Poland	8,671,000	15,050
Park Częstochowa	Poland	24,872,000	30,910
Park Gorzów Wielkopolski I	Poland	55,151,000	69,510
Park Szczecin I	Poland	192,126,000	228,988
Park Szczecin III	Poland	22,510,000	30,238
Park Koszalin	Poland	9,981,000	13,309
Park Košice Airport	Slovakia	12,877,000	16,371
BTS Alsdorf	Germany	10,313,000	7,542
BTS Bochum	Germany	31,641,000	20,056
BTS Sevilla	Spain	7,478,000	6,648
Park Valencia Picassent	Spain	19,287,000	18,797
Park Roermond	Netherlands	48,501,000	43,685
TOTAL		1,693,986,000 €	1,827,322 sq m

WAULT Weighted average unexpired lease term in the years **7.17**

LTV Loan to value **53.73%**

ACCOLADE INDUSTRIAL FUND

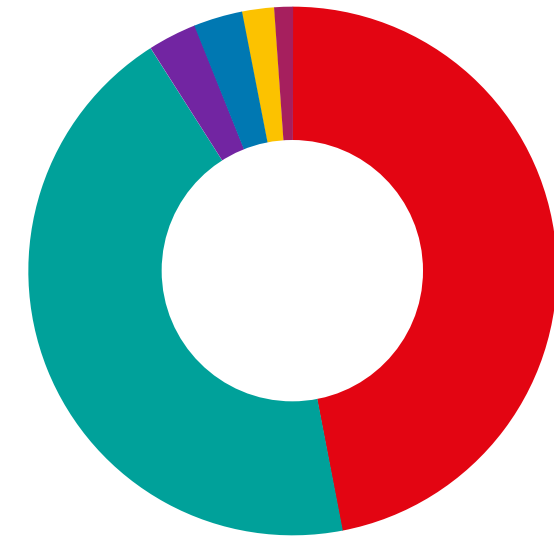


98.4 mil. €*

HEADLINE RENT

% share of tenants in headline rent

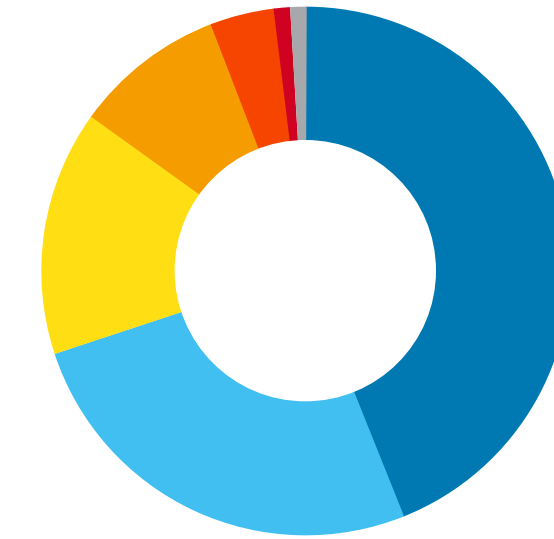
Amazon	7%
Autodoc	6%
KION Group	6%
Inpost	4%
Tchibo	4%
Raben	4%
DHL	4%
Tyco Electronics	3%
ViVe	2%
Aldi	2%
Other	58%



1.6 bil. €

COUNTRIES SHARE IN PORTFOLIO VALUE

Czech Republic	46%
Poland	45%
Germany	3%
Netherlands	3%
Spain	2%
Slovakia	1%



1,827,322 sq m

TOTAL LEASABLE AREA

% share of industries in leased up area

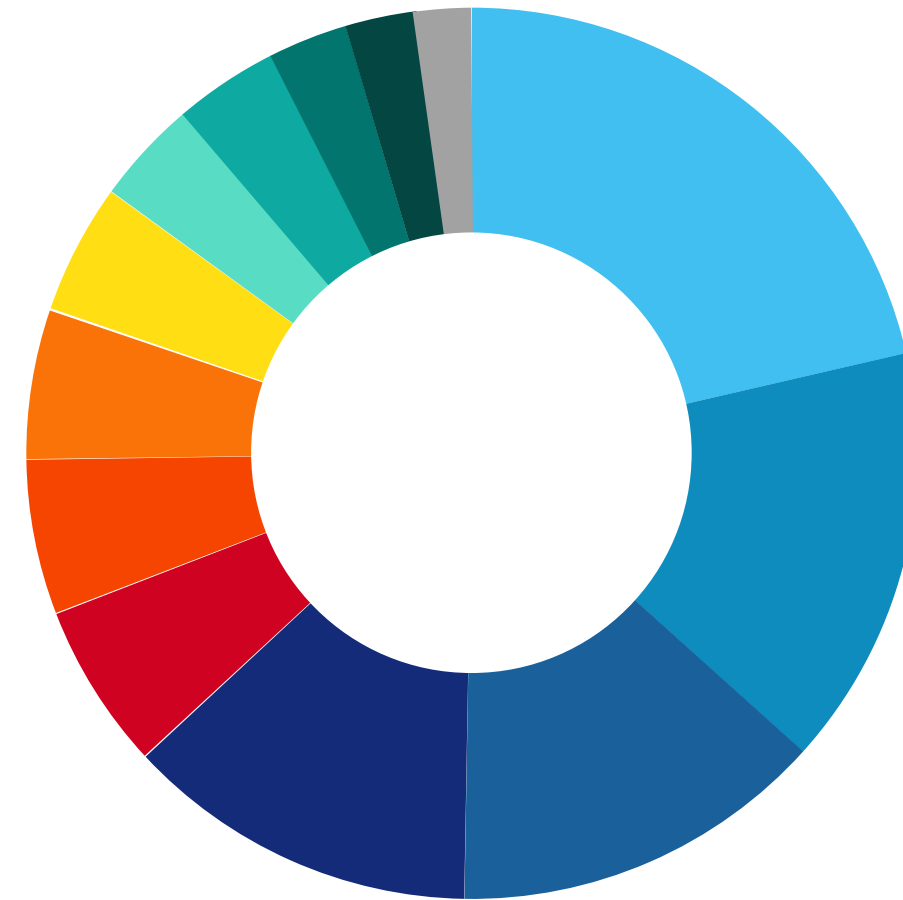
Retail & E-commerce	44%
Logistics	26%
Engineering & Production	15%
Automotive	9%
Electrical	4%
Services	1%
Other	1%

* Headline rent (for upcoming 12 months)

ACCOLADE INDUSTRIAL FUND

907.6 mil. €

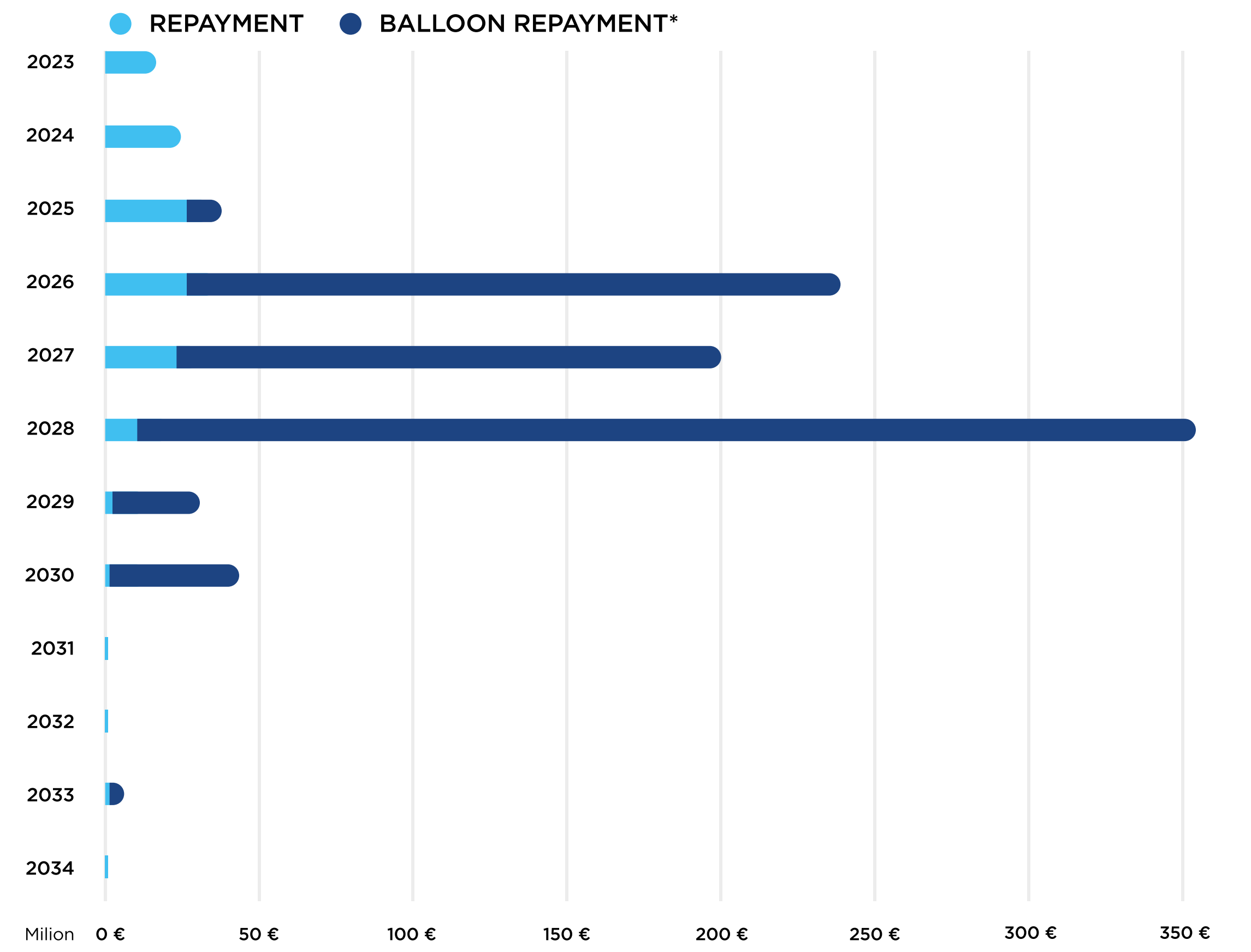
BANK FINANCING



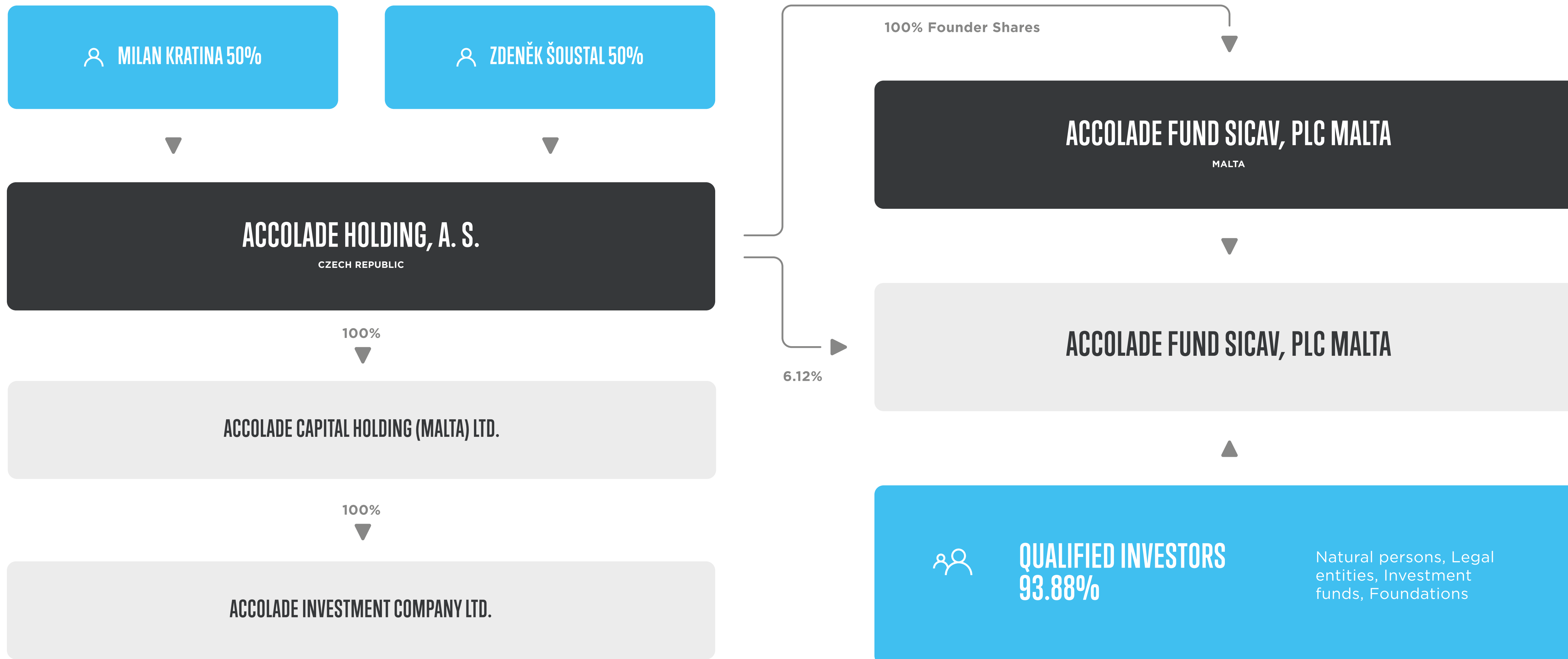
Aareal	22.4%	Raiffeisenbank	3.9%
Česká spořitelna	18.7%	BNP Paribas	3.9%
Helaba	16.8%	Sparkasse	2.1%
UniCredit Bank	9.3%	Santander	1.0%
ČSOB	9.3%	VÚB	0.8%
Pekao	6.5%	mBank	0.6%
Komerční banka	4.3%	Abanca	0.5%

*An extraordinary loan repayment that takes place on the final maturity date of the loan. This instalment repays the loan in full.

YEARLY REPAYMENTS



ORGANIGRAM ACCOLADE INDUSTRIAL FUND



ACCOLADE INDUSTRIAL FUND: OUR PROJECTS

CZECH REPUBLIC

BTS TÝNIŠTĚ NAD ORLICÍ
AIFM I, s.r.o.
Tenant: ALPHA Corporation

PARK STŘÍBRO
AIFM II, s.r.o.
Tenants: Ideal Automotive, BiZLink
AIFM III, s.r.o.
Tenant: KION Group
AIFM X, s.r.o.
Tenant: KION Group
AIFM XII, s.r.o.
Tenant: Assa Abloy
AIFM XVI, s.r.o.
Tenants: Raben, Urban Transporte, Rilancio
AIFM XVII, s.r.o.
Tenant: KION Group
AIFM XIX, s.r.o.
Tenant: Lear

PARK CHEB
AIFM IV, s.r.o.
Tenant: BWI
AIFM V, s.r.o.
Tenant: DHL
AIFM VII, s.r.o.
Tenant: Tchibo
AIFM XI, s.r.o.
Tenants: DHL, T.F.S. International, B2 Assets
AIFM XVIII, s.r.o.
Tenant: Nexans

PARK D5 HOŘOVICE
AIFM VI, s.r.o.
Tenant: Saint Gobain
AIFM IX, s.r.o.
Tenant: Raben

PARK PRAGUE AIRPORT II
AIFM VIII, s.r.o.
Tenants: DSV, B2 Assets

BTS PŘEŠTICE
AIFM XIII, s.r.o.
Tenant: IAC Group

PARK CHEB SOUTH
AIFM XV, s.r.o.
Tenant: Kaufland eCommerce Fulfillment CZ s.r.o.
AIFM XXIII, s.r.o.
Tenant: Autodoc

PARK TEPLICE SOUTH
AIFM XXI, s.r.o.
Tenants: Sanitino, Damco, Exyte, Raben

PARK ZDICE
AIFM XXII, s.r.o.
Tenant: Doosan Bobcat

PARK KOJETÍN
AIFM XX, s.r.o.
Tenant: Amazon

POLAND

PARK BYDGOSZCZ I
AIFM PL I sp. z o.o.
Tenants: DPD, Oponeo, Chep Polska
AIFM PL III sp. z o.o.
Tenants: GMTG, Device Europe, Vet Planet, DPD

PARK SZCZECIN I
AIFM PL II sp. z o.o.
Tenants: Pierce, Svendsen Sport, Change, DSV, Inter Cars, Autodoc, Cotes, Jaro
AIFM PL IV sp. z o.o.
Tenants: Tyco Electronics, Party Deco, Röhlig
AIFM PL XIII sp. z o.o.
Tenants: InPost, Vero Logistics, DTS, Iglotex, Autodoc

PARK ZIELONA GÓRA
AIFM PL V sp. z o.o.
Tenants: REAC, Fiege, Geodis, Swiss Krono, Iveco, Expondo, Ekoenergetyka
Accolade PL XII sp. z o.o.
Tenants: Raben, InPost, DHL, Sportano

PARK BIAŁYSTOK I
Accolade PL VII sp. z o.o.
Tenants: Distribev Orbico, Röhlig, InterCars, Glosel, Pilkington, DPD, Poczta Polska, Geodis

PARK BIAŁYSTOK II
Accolade PL XXVIII sp. z o.o.
Tenants: InPost, Farutex, Wings, Agata Meble, Westrock, Stokrotka, Röhlig

PARK KIELCE
Accolade PL XI sp. z o.o.
Tenants: Raben, Geodis, Vive, Terg

PARK LUBLIN
AIFM PL IX sp. z o.o.
Tenants: Cega, Inter Cars, Miracle, TEDI Dystrybucja, Data Modul, Farutex, Iglotex, Specjal, Laboratoria Natury, FedEx, Vosti, Dexpro, Parys, Embe Press, Röhlig

BTS LEGNICA
AIFM PL X sp. z o.o.
Tenant: Gates

PARK BYDGOSZCZ II
AIFM PL XI sp. z o.o.
Tenants: InPost, DB Schenker, DSV, Dadelo

PARK CZESTOCHOWA
AIFM PL XIV sp. z o.o.
Tenants: InPost, ZF, Dekoracja Domu

PARK GOLENIÓW
Accolade PL XVI sp. z o.o.
Tenants: siaAbrasives, InPost, DSV

PARK MIŃSK MAZOWIECKI
AIFM PL XII sp. z o.o.
Tenant: Meblomaster

PARK GORZÓW WIELKOPOLSKI I
AIFM PL XV sp. z o.o.
Tenants: Bama, Borne, Faurecia, Fiege, Logoplaste, Magma, Omnipack, Bustrans

PARK KOSZALIN
Accolade PL XXV sp. z o.o.
Tenant: Autostore

PARK LEGNICA
Accolade PL XX sp. z o.o.
Tenants: Viessman, Mitek, Raben, Spreadshirt, Iso Trade

PARK SZCZECIN III
AIFM PL VIII sp. z o.o.
Tenants: DS. Produkty, Procent Poland, Svendsen Sport

PARK BYDGOSZCZ IV
PDC Industrial Center 213 sp. z o.o.
Tenant: Aldi

GERMANY

BTS ALSDORF
LU GE XVII S.a r.l.
Tenant: Dachser

BTS BOCHUM
LU GE XXIV S.a.r.l.
Tenant: Faiveley

SLOVAKIA

PARK KOŠICE AIRPORT
AIFM SK I, s.r.o.
Tenants: GGT, Faurecia, XXXLutz, Gastland, Strojmont

SPAIN

BTS SEVILLA
Accolade SEV, S.L.
Tenant: Trans X Tar

PARK VALENCIA PICASSENT
Accolade VAL, S.L.
Tenant: Jysk

NETHERLANDS

PARK ROERMOND
AIFM NL I Coöperatief U.A.
Tenants: GXO, CooperSurgical

INVESTING WITH ACCOLADE

- ▶ Expected return on shares of the Fund of more than 7% p.a.
- ▶ Average lease term is more than 7 years per sq m
- ▶ Conservative strategy based on lease payments (we do not speculate on real estate price)
- ▶ Valuation four times a year
- ▶ Upon acquisition by the Fund, the property is 100% leased
- ▶ The Fund is intended for qualified investors (minimum first investment is EUR 75,000 or CZK 2,000,000)
- ▶ Lease payments guaranteed by security deposits, by bank or corporate company or its combination
- ▶ Transparent fee structure
- ▶ Sale of shares possible not earlier than after five years

DIVERSIFICATION IS KEY

01 GEOGRAPHICAL LOCATION OF PARKS



02 TENANTS OF WORLD BRANDS FROM DIFFERENT SECTORS

PRODUCTION	IVECO	KION GROUP	EWI
LOGISTICS	dpd	DHL	FedEx Express
RETAIL & E-COMMERCE	amazon	XXXLutz	Tchibo

03 WIDE SPECTRUM OF FINANCING BANKS



PERFORMANCE OF ACCOLADE FUND

ACCOLADE INDUSTRIAL FUND SHARE PRICE

Launched 30th September 2014

SERIES TYPE ⁴ / VALUATION DATE	30.9.2014	10.12.2015	31.12.2016	31.12.2017	31.12.2018	31.12.2019	31.12.2020	31.12.2021	31.12.2022	31.3.2023 ³	30.6.2023	30.9.2023	30.12.2023 ³
CZK (ISIN MT7000014932)	100	121.0714	133.5304	152.3594	166.8153	183.1897	205.2164	263.8188	286.2204	280.8002	284.3347	291.4093	289.0836
CZK (% change)	0%	21.07%	10.29%	14.10%	9.49%	9.82%	12.02%	28.56%	8.49%	-1.89%	1.26%	2.49%	-0.80%
CZK2 (ISIN MT7000018404)				151.8049	165.4054	180.6050	201.2925	257.5127	278.0302	272.3550	275.3695	282.0469	279.3752
CZK2 (% change)				11.02% ¹	8.96%	9.19%	11.45%	27.93%	7.97%	-2.04%	1.11%	2.42%	-0.95%
EUR (ISIN MT7000014940)	100	123.4895	136.2890	160.6307	176.8774	193.9304	213.3680	283.8295	310.3195	311.9257	312.4082	313.8382	307.9685
EUR (% change)	0%	23.49%	10.36%	17.86%	10.11%	9.64%	10.02%	33.02%	9.33%	0.52%	0.15%	0.46%	-1.87%
EUR2 (ISIN MT7000018412)				160.2418	175.5966	191.4217	209.5903	277.4377	301.8661	303.0631	303.1667	304.1875	298.0494
EUR2 (% change)				3.10% ²	9.58%	9.01%	9.49%	32.37%	8.81%	0.40%	0.03%	0.34%	-2.02%
CZK-D (ISIN MT7000030508)								113.2467	122.8628	120.5361	122.0538	125.0905	124.0922
CZK-D (% change)								N/A	8.49%	-1.89%	1.26%	2.49%	-0.80%
CZK2-D (ISIN MT7000030524)								100	107.9676	105.7635	106.9341	109.5272	108.4897
CZK2-D (% change)								N/A	7.97%	-2.04%	1.11%	2.42%	-0.95%
EUR-D (ISIN MT7000030516)								100	109.3331	109.8990	110.0690	110.5728	108.5047
EUR-D (% change)								N/A	9.33%	0.52%	0.15%	0.46%	-1.87%
EUR2-D (ISIN MT7000030532)								115.3301	125.4849	125.9825	126.0255	126.4499	123.8983
EUR2-D (% change)								N/A	8.81%	0.40%	0.03%	0.34%	-2.02%

¹ Series initial offering 31.3.2017

² Series initial offering 30.6.2017

³ % change in relation to previous quarter

⁴ For classes CZK-D, CZK2-D, EUR-D and EUR2-D series initial offering 1.7.2021

PERFORMANCE OF ACCOLADE FUND

PERFORMANCE OF SHARES OVER THE LAST YEAR¹

From 2.1.2023 to 31.12.2023



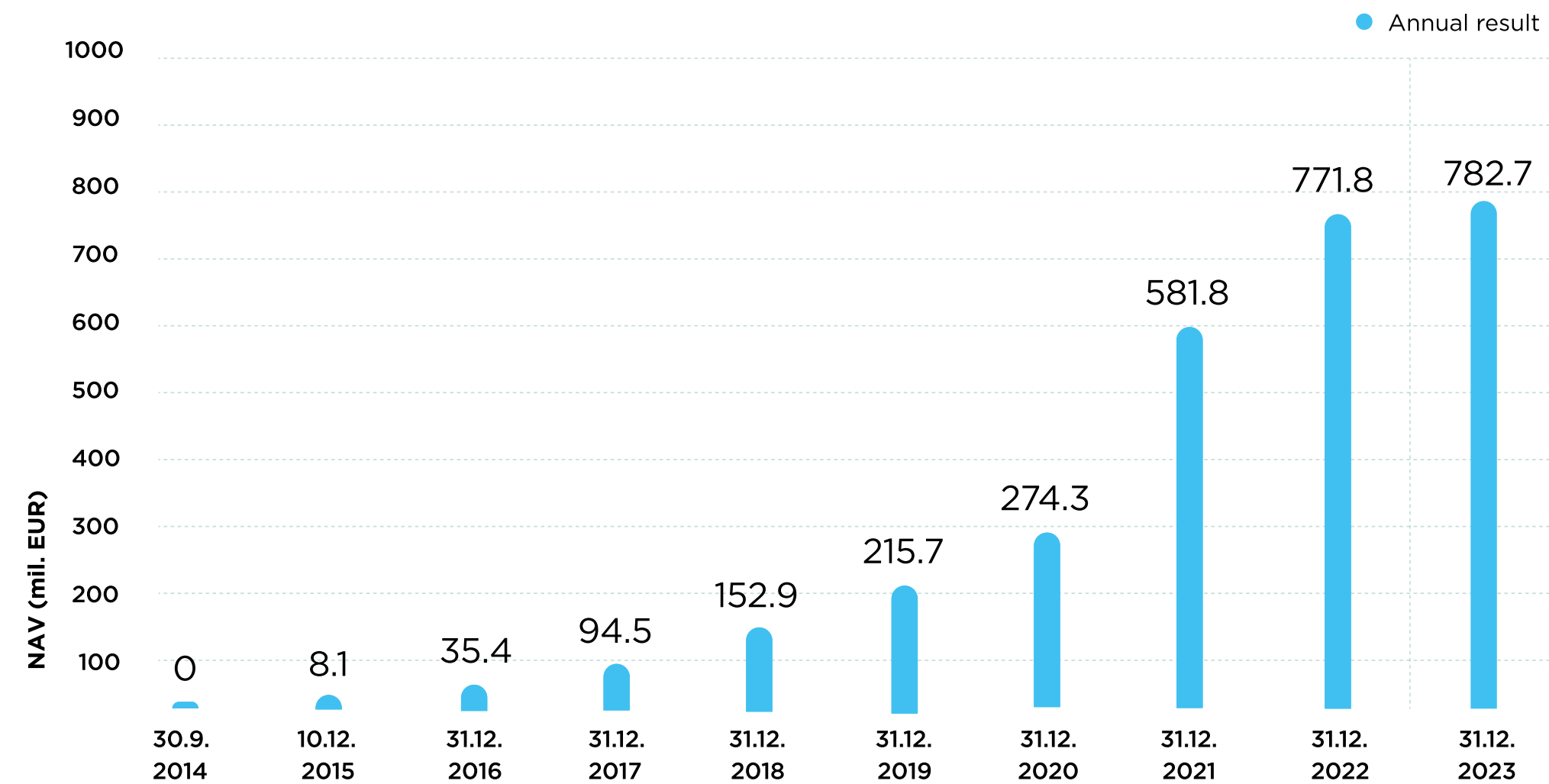
AVERAGE ANNUAL PERFORMANCE OF SHARES SINCE INCEPTION¹

From 1.10.2014 to 31.12.2023



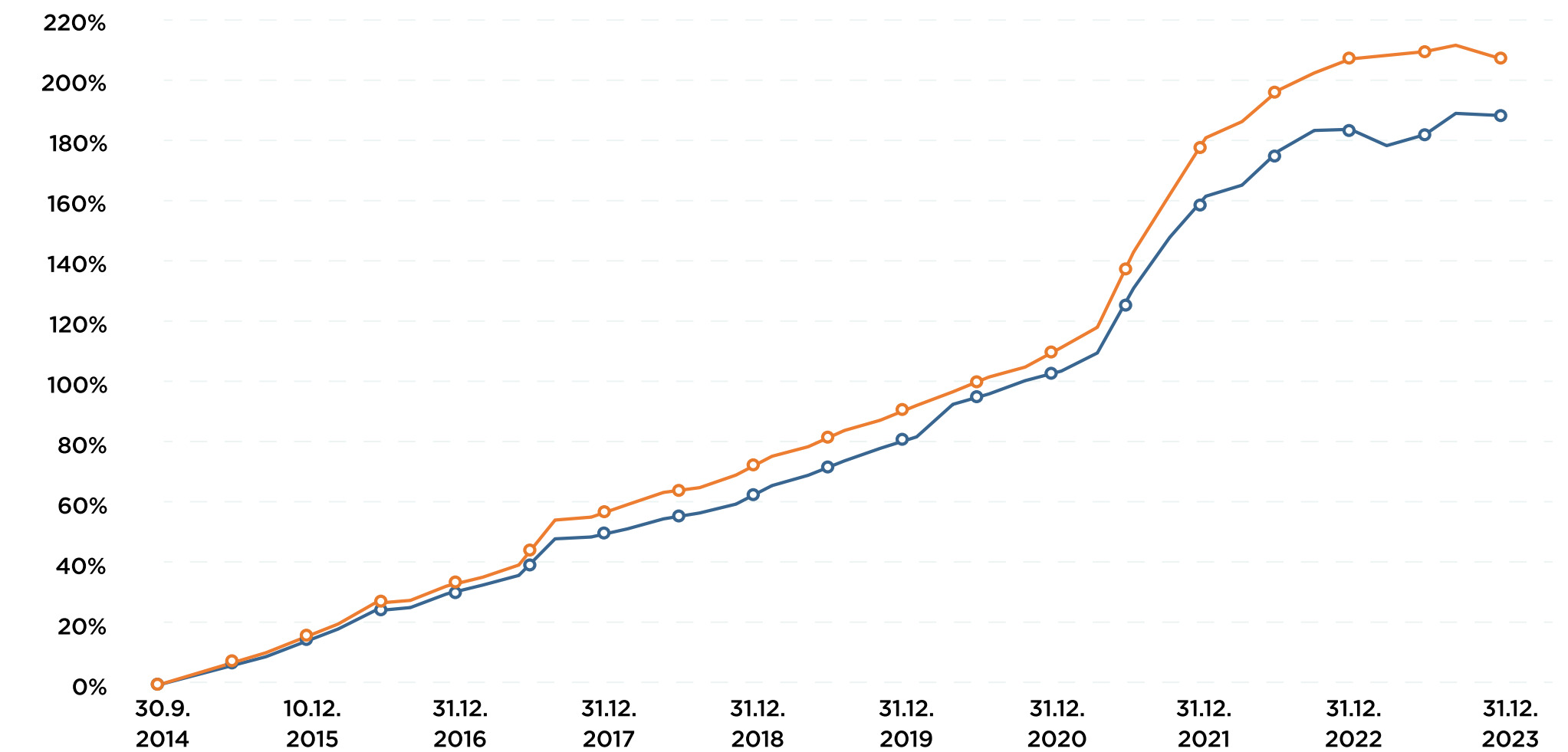
¹If not stated otherwise, the information is related to the institutional share classes (ISIN MT7000014932 a MT7000014940)

PERFORMANCE OF NAV



PERFORMANCE OF THE FUND

SHARE CLASS CZK SHARE CLASS EUR



EXAMPLES OF OUR PREPARED PARKS



 **PARK CHEB SOUTH**



 **PARK SZCZECIN IV**



 **PARK BYDGOSZCZ III**



 **PARK KOŠICE AIRPORT**



 **BTS BURGOS**

KEY PERSONNEL



► MILAN KRATINA

Co-Founder Of Accolade Fund
Chairman Of The Board, Accolade Fund SICAV Plc And Accolade Investment Company Ltd.
Member Of The Investment Committee, Accolade Investment Company Ltd.



► ZDENĚK ŠOUSTAL

Co-Founder Of Accolade Fund
Member Of The Board, Accolade Investment Company Ltd.
Member Of The Board, Accolade Fund SICAV Plc



► CHRIS CASAPINTA

Member Of The Board, Accolade Fund SICAV Plc

- Director of Alter Domus (Services) Malta Limited since 2010
- Over 10 years experience in audit and financial advisory



► STEVEN TEDESCO

Member Of The Investment Committee, Accolade Investment Company Ltd.

- More than 20 years experience in the Asset Management sector
- Managed portfolio exceeding EUR 1 billion
- Chartered Fellow of the Chartered Institute for Securities & Investment



► ALEXIA FARRUGIA

Member Of The Board Accolade Investment Company Ltd.

- Almost 20 years experience in the financial services industry
- Focused on investment services for non-banking financial institutions in Malta, private companies, and companies listed on the Malta Stock Exchange
- Authorized Risk Manager and MLRO to investment services firms and financial institutions
- Member of the Malta Association of Risk Managers, the Institute of Financial Services Practitioners and other organizations



► SANDRO BARTOLI

Member Of The Board, Accolade Investment Company Ltd.

- In the investment services business since 1997
- In 2000 set up Quest Investment Services Ltd. an independent financial advisory company
- Advisers (CeFA) and various other certificates in compliance and anti-money laundering

KEY PERSONNEL



▶ **PETR POSKER**

Member Of The Investment Committee, Accolade Investment Company Ltd.

- Portfolio Manager with 20 years experience in various companies (e.g. Atlantik Asset Management or ABN AMRO Asset Management)
- Member of the CFA Institute since 1999



▶ **MARICA TEDESCO**

Member Of The Investment Committee, Accolade Investment Company Ltd.

- More than 20 years of experience in the financial services industry specialising mostly in the accountancy field
- Over 10 years of experience in the investment services business ranging from Fund Administration to UCITS Internal Auditing and Investment Analysis of Private Equity projects
- Fellow Member of Association of Chartered Certified Accountants since 2009



▶ **JOSEPH FALZON**

Member Of The Board, Accolade Investment Company Ltd.

- Professor with Ph.D. degree in economics from Northwestern University in Evanston, Illinois, U.S.A.
- Author of several local and foreign publications on the Maltese economy
- Served as a consultant to several Maltese organizations

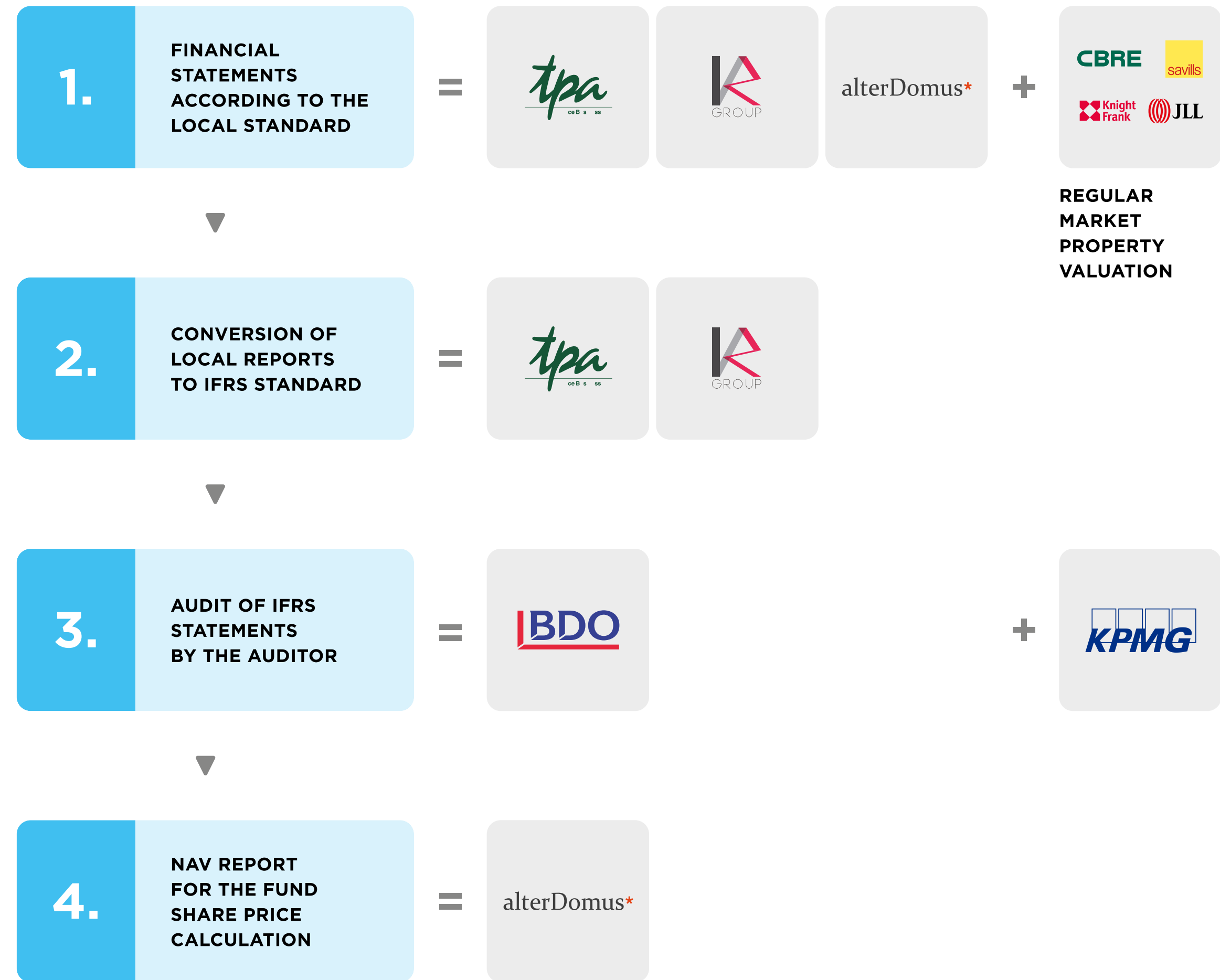


▶ **MALCOLM ST JOHN**

Member Of The Board Accolade Fund Sicav Plc

- Certified Public Accountant with 18 years of experience in the financial services industry holding various senior roles
- Over 15 years work history in Fund administration including HSBC and Apex Fund Services
- ACCA completed in 2008

CALCULATION OF SHARE PRICES



OUR EXTERNAL PARTNERS


PROPERTY VALUATION	CBRE	Knight Frank	JLL	savills
ACCOUNTING	tpa	K GROUP	alterDomus*	
TAX ADVISORY	EY			
FUND ADMINISTRATOR	alterDomus*			
AUDIT	BDO	KPMG		
LEGAL ADVISOR	C/M/S/ Law.Tax	NORTON ROSE FULBRIGHT	CLIFFORD CHANCE	HAVEL & PARTNERS USPECH SPOJUJE
	Pérez-Llorca	WHITE & CASE	DLA PIPER	大成 DENTONS KINSTELLAR
	Deloitte Legal	schönherr	ALLEN & OVERY	WKB lawyers CAMILLERI PREZIOSI ADVOCATES

ACCOLADE FUND SICAV P.L.C.

Vision Exchange Building Territorials Street,
Zone 1, Central Business District, Birkirkara
CBD 1070 Malta

ALTER DOMUS

Vision Exchange Building Territorials Street,
Zone 1, Central Business District, Birkirkara
CBD 1070 Malta



Accolade Investment Company Limited (C 94600) is authorised and regulated by the Malta Financial Services Authority (“MFSA”) to provide investment services and qualified as an ‘Alternative Investment Fund Manager pursuant to directive 2011/61/EU (the “Manager”). the manager acts as AIFM to Accolade Fund SICAV plc. (sv 322) (the “Fund”) and the Accolade Industrial Fund (the “Sub-Fund”), which are also licensed by the MFSA.

Prior to purchasing units in the Sub-Fund, prospective investors should read and understand the terms of the Offering Memorandum and Offering Supplement (including the risk factors). There can be no assurance that the Sub-Fund’s investment objectives will be achieved, and investment results may vary substantially over time. We have not and will not provide you with tax, legal and/or investment advice and we recommend that you obtain your own independent advice tailored to your individual circumstances prior to investing. Prospective investors should be aware that the value of investments can go down as well as up and past performance is not an indicator of future performance. Investors should be aware that by investing in the Fund, they risk losing all or part of the capital invested.

This is a marketing communication. Please refer to the Information document of the AIF and to the KID before making any final investment decisions.